



# Esprit A Class

The Esprit combines modern design in Nordic style with excellent upper-class comfort. Its heated double floor with frost-proof water installation makes it a winterproof all-year-round companion. 26 cm high, it offers usable, additional storage space.

## Upholstery



+ Kari upholstery



+ Rubino real leather upholstery \*



+ Individual genuine leather \*



+ Nubia upholstery \*

## Wood décor



+ Noce Nagano wood décor

\*optionally available

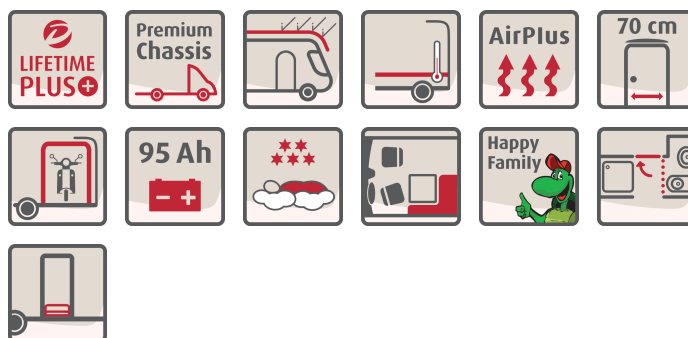
## Technical info\*

Technically permissible total mass	4250 / 4500 kg
Overall length, approx.	781 cm
Overall width, approx.	233 cm
<b>Overall height, approx.</b>	<b>298 cm</b>

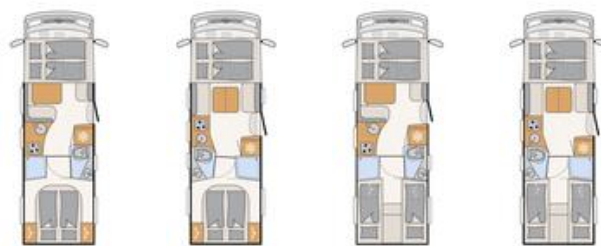
\* Maximum values partly not possible for all models or only in connection with certain options.

## Plus factors

- + Winter-proof: heated double floor with frost-protected water installation
- + Perfect driving characteristics: premium low platform chassis with 145 mm lowering and up to 4.5 t max. authorised weight
- + Big, comfortable pull-down bed (200x150 cm), electrically operated
- + Large rear garage with door on both sides, 250 kg surface load, GRP anti-slip flooring, fleece cover, lashing rails, lighting and one-hand operation
- + Gourmet kitchen: three-ring hob, large drawers with soft-close function, cutting board, apothecary drawers, waste bin and central locking



# Esprit A Class



Esprit A Class		I 7150-2 DBM	I 7150-2 DBL	I 7150-2 EB	I 7150-2 EBL
Standard chassis		Fiat Ducato Maxi AL-KO low platform	Fiat Ducato Maxi AL-KO low platform	Fiat Ducato Maxi AL-KO low platform	Fiat Ducato Maxi AL-KO low platform
Emission standards		Euro 6d Final	Euro 6d Final	Euro 6d Final	Euro 6d Final
Overall length, approx.	cm	781	781	781	781
Overall width, approx.	cm	233	233	233	233
Overall height, approx.	cm	298	298	298	298
Headroom in living area, approx.	cm	205	205	205	205
Insulation floor / side walls / roof	mm	43 / 34 / 35	43 / 34 / 35	43 / 34 / 35	43 / 34 / 35
Towable load braked/unbraked	kg	1750 (750)	1750 (750)	1750 (750)	1750 (750)
Tire size		225/75R 16C	225/75R 16C	225/75R 16C	225/75R 16C
Wheelbase, approx. mm	mm	4500	4500	4500	4500
Bed dimension: Front bed, L x W, approx.	cm	200 x 150	200 x 150	200 x 150	200 x 150
Bed dimension: Central / middle bed, L X W, approx.	cm	206 x 123 - 88 ○	-	206 x 123 - 88 ○	-
Bed dimension: Rear bed, L x W, approx.	cm	200 x 160	200 x 160	215 x 80 / 220 x 80 / 210 x 200 - 193	215 x 80 / 220 x 80 / 210 x 200 - 193
Sleeping berths		4 / 5 ○	4	4 / 5 ○	4
Standard engine		140 Multijet 3	140 Multijet 3	140 Multijet 3	140 Multijet 3
kW (hp)		103 (140)	103 (140)	103 (140)	103 (140)
Unladen weight, approx.	kg	3240	3240	3240	3240
Mass in running order, approx.	kg	3430	3430	3430	3430
Maximum load, approx.	kg	820 / 1070 ○	820 / 1070 ○	820 / 1070 ○	820 / 1070 ○
Technically permissible total mass	kg	4250 / 4500 ○	4250 / 4500 ○	4250 / 4500 ○	4250 / 4500 ○
Permitted number of persons		4 - 5 ○	4	4 - 5 ○	4
Heating		Hot Air, 6 kW Gas / Hot Water, 6 kW Gas-Electric ○ / Hot air with E-bar, 7.8 kW Gas-Electric ○	Hot Air, 6 kW Gas / Hot Water, 6 kW Gas-Electric ○ / Hot air with E-bar, 7.8 kW Gas-Electric ○	Hot Air, 6 kW Gas / Hot Water, 6 kW Gas-Electric ○ / Hot air with E-bar, 7.8 kW Gas-Electric ○	Hot Air, 6 kW Gas / Hot Water, 6 kW Gas-Electric ○ / Hot air with E-bar, 7.8 kW Gas-Electric ○
Refrigerator volume incl. freezer, approx.	l	141 (23) / 177 (35) ○	141 (23) / 177 (35) ○	141 (23) / 177 (35) ○	141 (23) / 177 (35) ○
Waste water tank, approx.	l	156	156	156	156
Water supply incl. boiler (reduced volume) ca.	l	166 (20)	166 (20)	166 (20)	166 (20)
Measurement storage opening left	cm	100 x 105	100 x 105	100 x 80 / 100 x 110 ○	100 x 80 / 100 x 110 ○
Measurement storage opening right	cm	100 x 105	100 x 105	100 x 80 / 100 x 110 ○	100 x 80 / 100 x 110 ○
Sockets: 12 V / 230 V / USB		1 / 7 / 2	1 / 7 / 2	1 / 7 / 2	1 / 7 / 2

# Standard equipment

	I 7150-2 DBM	I 7150-2 DBL	I 7150-2 EB	I 7150-2 EBL
<b>Fiat chassis</b>				
16-inch steel wheels incl. full wheel trims	⊙	⊙	⊙	⊙
Fiat Ducato Maxi AL-KO low platform chassis with wide track rear axle (4.250 kg maximum authorised weight)	⊙	⊙	⊙	⊙
Fiat Ducato Multijet 140 (2.2 l / 140 HP)	⊙	⊙	⊙	⊙
<b>Fiat chassis features</b>				
6-gear manual transmission	⊙	⊙	⊙	⊙
ABS (anti-lock braking system) / EBD (electronic brakeforce distribution)	⊙	⊙	⊙	⊙
Additional protection for radiator through grille at front of vehicle	⊙	⊙	⊙	⊙
Anti-theft device	⊙	⊙	⊙	⊙
Crosswind Assist	⊙	⊙	⊙	⊙
Cruise control	⊙	⊙	⊙	⊙
Diesel tank 90 litre incl. 19L AdBlue tank	⊙	⊙	⊙	⊙
Driver and passenger airbags	⊙	⊙	⊙	⊙
Driver and passenger detection	⊙	⊙	⊙	⊙
Driver's cab manual A/C	⊙	⊙	⊙	⊙
ESP incl. ASR, Traction Plus, Hill Holder and Hill Descent Control	⊙	⊙	⊙	⊙
Front-wheel drive	⊙	⊙	⊙	⊙
Low-vibration coach-style exterior mirrors that can be heated and adjusted electrically (two-piece)	⊙	⊙	⊙	⊙
Rear axle mudflaps	⊙	⊙	⊙	⊙
Automatic Brake Assist after a collision	⊙	⊙	⊙	⊙
Captain's chair with integrated headrest, rotatable, height and tilt adjustable incl. two padded armrests	⊙	⊙	⊙	⊙
Cup holder in the centre of the dashboard	⊙	⊙	⊙	⊙
Fix&Go kit	⊙	⊙	⊙	⊙
Pleated privacy blind in the windscreen can be adjusted horizontally and laterally for the best insulation	⊙	⊙	⊙	⊙
Trailer Stability Assist	⊙	⊙	⊙	⊙
<b>Exterior features</b>				
70 cm wide habitation door with window and blind	⊙	⊙	⊙	⊙
Bedroom window right and left	⊙	⊙	⊙	⊙
Flyscreen habitation door	⊙	⊙	⊙	⊙
GRP roof	⊙	⊙	⊙	⊙
Panoramic skylight 40x40 cm with flyscreen and blackout blinds above the pull-down bed	⊙	⊙	⊙	⊙
Rear moulding with third brake light, integral tail lights incl. LED strip and rear spoiler with rounded rear panel	⊙	⊙	⊙	⊙
Side panels and rear panel in smooth aluminium sheets	⊙	⊙	⊙	⊙
Skylight 40 x 40 cm above the lounge	⊙	⊙	⊙	⊙
Coupe entrance	⊙	⊙	⊙	⊙
Double floor storage, some of which can be loaded across almost the entire vehicle width	⊙	⊙	⊙	⊙
Lifetime Plus construction technology: rot-free superstructure with no wood inserts, XPS insulation with GRP cladding on the underslung and roof	⊙	⊙	⊙	⊙
Lounge access via convenient electric step	⊙	⊙	⊙	⊙
Rear garage: two garage door with one-hand operation, rear lowering (250 kg), heated, lashing rails, LED lights across the entire width, 230 V socket, GRP anti-slip flooring and fleece cove	⊙	⊙	⊙	⊙
Stable, double-glazed flush-fitting windows with integrated blinds and flyscreens	⊙	⊙	⊙	⊙
<b>Exterior design</b>				
Exterior body painted in white	⊙	⊙	⊙	⊙
<b>Interior design</b>				
Kari upholstery	⊙	⊙	⊙	⊙
Noce Nagano wood décor	⊙	⊙	⊙	⊙
<b>Textile equipment</b>				
Fixed beds with ergonomic wooden frame and 150mm thick 7-zone premium mattresses made of heat-regulating material	⊙	⊙	⊙	⊙
<b>Furniture layouts</b>				
AirPlus ventilation system in the back of the overhead lockers to avoid condensation	⊙	⊙	⊙	⊙
High-level double bed	⊙	⊙	—	—
Low single-beds for comfortable access and high headroom	—	—	⊙	⊙
No steps in living room	⊙	⊙	⊙	⊙

# Standard equipment

	I 7150-2 DBM	I 7150-2 DBL	I 7150-2 EB	I 7150-2 EBL
Option to convert single beds to double bed	—	—	⊙	⊙
Overhead locker doors with soft-close function	⊙	⊙	⊙	⊙
Overhead lockers in the rear area	—	—	⊙	⊙
Shoe cabinet in entrance area	⊙	⊙	⊙	⊙
Wardrobe to the left and right of the queen-size bed	⊙	⊙	⊙	⊙
Cosy L-shaped lounge with free-standing, rigid table base and two integrated 3-point seatbelts	⊙	—	⊙	—
Cosy lounge seating group with free-standing, rigid table base	—	⊙	—	⊙
Electric pull-down bed in the driver's cab	⊙	⊙	⊙	⊙
Floor-to-ceiling wooden sliding door to the bedroom	⊙	⊙	⊙	⊙
<b>Kitchen</b>				
Gourmet kitchen: three-ring hob, large drawers with soft-close function, cutting board, apothecary drawers, waste bin and central locking	⊙	⊙	⊙	⊙
Floor-to-ceiling fridge with separate freezer compartment and automatic energy selection (AES) (141 l)	⊙	⊙	⊙	⊙
<b>Bathroom</b>				
Additional window in bathroom	⊙	⊙	⊙	⊙
Shower grid	⊙	⊙	⊙	⊙
Shower panel and bathroom accessories in black	⊙	⊙	⊙	⊙
Equipped with cabinets, storage compartments, hooks, large mirrors and a height-adjustable shower head	⊙	⊙	⊙	⊙
Large bathroom with separate shower and toilet with locking door to the lounge	⊙	⊙	⊙	⊙
<b>Heating</b>				
Digital control element for hot-air heating	⊙	⊙	⊙	⊙
Heating in the seating unit for optimum heat distribution, built-in	⊙	⊙	⊙	⊙
Hot-air heating 6kW with hot-water boiler	⊙	⊙	⊙	⊙
<b>Electrical installation</b>				
Awning light 12 V	⊙	⊙	⊙	⊙
LED lighting throughout the vehicle	⊙	⊙	⊙	⊙
Leisure battery AGM, 95 Ah	⊙	⊙	⊙	⊙
Luxus on-board control panel	⊙	⊙	⊙	⊙
Spotlights in the roof lining above the habitation door	⊙	⊙	⊙	⊙
Starter battery and leisure battery with automatic switch-over (also for fridge)	⊙	⊙	⊙	⊙
Electric block with integrated overvoltage protection and separate residual-current device	⊙	⊙	⊙	⊙
<b>Water supply</b>				
Pressurised water pump system	⊙	⊙	⊙	⊙
Switch for water pump	⊙	⊙	⊙	⊙
<b>Gas supply</b>				
Gas bottle locker 2 x 11 kg with simplified access	⊙	⊙	⊙	⊙

# PACKAGES ESPRIT A CLASS

Package	Esprit GT Package White (12193)	Esprit GT Package Grey (12195)
Radio system incl. Sound Package in the driver's cab	x	x
DAB+ radio antenna mounted on the roof	x	x
Driver's cab door left	x	x
Panoramic skylight 75x105 cm incl. illuminated roof lining in the lounge	x	x
Indirect ambient lighting above the overhead lockers	x	x
Rear corner steadies (2 pieces)	x	x
Electric windscreen blinds	x	x
Automatic gas bottle switch-over incl. crash sensor and EisEx gas regulator heater	x	x
Extractor fan (extracted air) with draught stopper	x	x
Integrated single-lens reversing camera	x	x
Central locking for the drive's cab, habitation and garage door	x	x
Dashboard with aluminium application	x	x
Electric parking brake	x	x
10" DAB+ Naviceiver incl. wireless Apple CarPlay & Android Auto, camper navigation and steering wheel control panel (upgrade to the 7" DAB+ moniceiver)	x	x
Digital speedometer with large, digital 7" display	x	x
Wireless phone charger in the central console	x	x
Driver's cab automatic A/C	x	x
Leather steering wheel and gear knob with leather sleeve	x	x
Fiat 16-inch alloy wheel, black	x	x
LED low beam	x	x
SKA captain seat with air suspension	x	x
Lateral sun shades, as a roller blind for driver and passenger	x	x
Panoramic skylight 75x105 cm in the bedroom	x	x
Interior design GT incl. extended kitchen back panel	x	x
Exterior design GT Advance White (A Class front partially painted black, large GT White sticker, skid plate red)	x	
7" DAB+ moniceiver incl. wireless Apple CarPlay & Android Auto and steering wheel control panel	x	x
Exterior design GT Advance Grey (A Class front partially painted black, large GT Grey sticker, skid plate red)		x

Package	Lithium Package 1 (7488)	Lithium Package 2 (7489)
Victron PowerAssist and PowerControl	x	x
High-current module	x	x
Electric block 111 power distribution unit	x	x
Victron control panel above the habitation door	x	x
Victron Energy MultiPlus charging/inverter combination 1600W/70A	x	
153 Ah lithium battery	x	
307 Ah lithium battery		x
Victron Energy MultiPlus charging/inverter combination 3000W/120A		x

### Chassis Package (12125)

Electric parking brake  
7" DAB+ moniceiver incl. wireless Apple CarPlay & Android Auto and steering wheel control panel  
Dashboard with aluminium application  
Driver's cab automatic A/C  
Leather steering wheel and gear knob with leather sleeve

---

### Chassis Package Advance (12119)

10" DAB+ Naviceiver incl. wireless Apple CarPlay & Android Auto, camper navigation and steering wheel control panel (upgrade to the 7" DAB+ moniceiver)  
Digital speedometer with large, digital 7" display  
Wireless phone charger in the central console

---

### Travel Package (12192)

Radio system incl. Sound Package in the driver's cab  
DAB+ radio antenna mounted on the roof  
Driver's cab door left  
Panoramic skylight 75x105 cm incl. illuminated roof lining in the lounge  
Indirect ambient lighting above the overhead lockers  
Rear corner steadies (2 pieces)  
Electric windscreen blinds  
Automatic gas bottle switch-over incl. crash sensor and EisEx gas regulator heater  
Extractor fan (extracted air) with draught stopper  
Integrated single-lens reversing camera  
Central locking for the drive's cab, habitation and garage door

---

### Light Moments (11137)

Illuminated entrance handle  
Indirect lighting in the bathroom with illuminated shower panel  
Plinth lighting throughout the vehicle  
Roof lining with indirect lighting  
Kitchen back panel illuminated  
Dimmable, indirect ambient lighting on the walls

---

### Pre-wiring kit (11350)

Pre-wiring for solar  
Pre-wiring for roof A/C  
Pre-wiring for satellite system  
Pre-wiring for first reversing camera  
Pre-wiring for second reversing camera

---

# Optional extras

	Included in package	Additional weight	Code	I 7150-2 DBM	I 7150-2 DBL	I 7150-2 EB	I 7150-2 EBL
<b>Fiat chassis</b>							
Dethleffs 16-inch alloy wheels	—	0	8045	○	○	○	○
Fiat Ducato Multijet 180 (2.2 l / 180 HP)	—	0	8554	○	○	○	○
Fiat Ducato Multijet 160 (2.2 l / 160 HP)	—	0	10774	○	○	○	○
Weight upgrade to 4.500 kg	—	0	1585	○	○	○	○
<b>Fiat chassis features</b>							
9-gear torque converter for automatic transmission	—	18	10736	○	○	○	○
Air suspension front and rear axle (2 axles)	—	85	1796	○	○	○	○
Air suspension rear axle (2 axles)	—	35	1658	○	○	○	○
Electric windscreen blinds	TR-P, GT	8	1782	○	○	○	○
Extra seat	—	11	435	○	—	○	—
Hydraulic lifting jacks with automatic levelling and weighing function	—	72	9663	○	○	○	○
LED low beam	GT	1	7152	○	○	○	○
Reinforced spring for front axle	—	0	1889	○	○	○	○
SKA captain seat with air suspension	GT	36	7505	○	○	○	○
Seat heating and ventilation of the seat area <sup>14) 15)</sup>	—	0	11147	○	○	○	○
Tow bar (take note of total towing weight)	—	35	273	○	○	○	○
<b>Exterior features</b>							
Bike rack for 3 bikes (lowerable)	—	10	7482	○	○	○	○
Bike rack for 3 bikes (rear)	—	9	938	○	○	○	○
Omnistor cassette awning 5.0 m (manual)	—	54	697	○	○	○	○
Panoramic skylight 75x105 cm incl. illuminated roof lining in the lounge	TR-P, GT	12	849	○	○	○	○
<b>Interior design</b>							
Individual genuine leather <sup>14)</sup>	—	0	9785	○	○	○	○
Nubia upholstery	—	0	10442	○	○	○	○
Rubino real leather upholstery <sup>14)</sup>	—	0	10443	○	○	○	○
<b>Textile equipment</b>							
Loose carpets	—	8	851	○	○	○	○
<b>Furniture layouts</b>							
Bed convert for seating lounge transverse	—	9	1944	○	—	○	—
High-level single beds incl. comfortable access via steps	—	5	652	—	—	○	○
Isofix child seat bracket for third and fourth seat facing direction of travel	—	5	8125	○	—	○	—
Overhead lockers in the driver's cab instead of pull-down bed	—	0	679	○	○	○	○
<b>Kitchen</b>							
Fridge (177 l), can be opened on both sides, with integrated oven	—	20	290	○	○	○	○
Winter cover for fridge fans	—	1	282	○	○	○	○
Extractor fan (extracted air) with draught stopper	TR-P, GT	2	344	○	○	○	○
<b>Bathroom</b>							
Ceramic toilet <sup>16)</sup>	—	25	7243	○	○	○	○
Macerator toilet with waste-holding tank	—	22	1625	○	○	○	○
<b>Multimedia</b>							
22" flat-screen TV (incl. DBV-T 2 HD/T, DVB-S2 receiver, DVD, HDMI, wide-angle) <sup>2)</sup>	—	3	1799	○	○	○	○
Additional 22" flat-screen TV (incl. DBV-T 2 HD/T, DVB-S2 receiver, DVD, HDMI, wide-angle) <sup>17)</sup>	—	4	7490	○	○	○	○
Additional flat-screen TV bracket	—	3	1809	○	○	○	○
Automatic satellite system 65 Twin	—	13	7670	○	○	○	○
Flat-screen TV bracket	—	3	325	○	○	○	○
Sound Package for living room (only in comb. with radio pre-wiring incl. Sound Package) <sup>12)</sup>	—	10	9964	○	○	○	○
32" flat-screen TV <sup>2)</sup>	—	7	9807	○	○	○	○
Integrated single-lens reversing camera	TR-P, GT	5	7636	○	○	○	○
Second reversing camera in rear moulding	—	1	11541	○	○	○	○
Top view 360° camera	—	6	7173	○	○	○	○

# Optional extras

	Included in package	Additional weight	Code	I 7150-2 DBM	I 7150-2 DBL	I 7150-2 EB	I 7150-2 EBL
<b>Heating</b>							
Hot-water heating operated using smartphone app <sup>11)</sup>	—	0	7512	○	○	○	○
App operation for hot-air heating	—	2	9659	○	○	○	○
Heat exchanger for hot-water heating <sup>11)</sup>	—	7	565	○	○	○	○
Hot-air heating 6kW with 1.8kW electric heating element and hot-water boiler incl. digital control panel	—	2	330	○	○	○	○
Hot-water carpet for the driver's cab <sup>11)</sup>	—	10	6709	○	○	○	○
Hot-water heating with boiler, automatic drain valve and shut-off valve for the sleeping area	—	40	761	○	○	○	○
<b>Air Conditioning</b>							
Roof A/C	—	36	11670	○	○	○	○
<b>Electrical installation</b>							
Solar power system 100 watt	—	15	922	○	○	○	○
<b>Water supply</b>							
Exterior shower in rear garage (hot/cold water)	—	1	1574	○	○	○	○
<b>Gas supply</b>							
Automatic gas bottle switch-over incl. crash sensor and EisEx gas regulator heater	TR-P, GT	3	1577	○	○	○	○
Exterior socket for 30mbar gas pressure	—	1	878	○	○	○	○
<b>Safety</b>							
2 kg fire extinguisher	—	4	1878	○	○	○	○
Alarm system (for door with central locking)	—	5	322	○	○	○	○
Safe	—	13	323	○	○	○	○
Smoke detector	—	1	1891	○	○	○	○
<b>Packages</b>							
Esprit GT Package Grey	—	117.3	12195	○	○	○	○
Esprit GT Package White	—	117.3	12193	○	○	○	○
Light Moments	—	10.5	11137	○	○	○	○
Chassis Package	—	-8.4	12125	○	○	○	○
Chassis Package Advance <sup>10)</sup>	—	1.2	12119	○	○	○	○
Lithium Package 1 <sup>7)</sup>	—	113	7488	○	○	○	○
Lithium Package 2 <sup>7)</sup>	—	113	7489	○	○	○	○
Pre-wiring kit	—	6.5	11350	○	○	○	○
Travel Package	—	68.5	12192	○	○	○	○
<b>Miscellaneous</b>							
Registration documents	—	0	-	◆	◆	◆	◆
<b>Accessories - Highlights (orderable via Dethleffs Original Accessories)</b>							
Cab carpet for Esprit I with convection heating	—	0	3242059	○	○	○	○
Cab carpet for XLI, Alpa I and Esprit I with air heating	—	0	3226508	○	○	○	○
Retrofittable multifunctional rail	—	0	3269437	○	○	○	○
Waste water hose 2m	—	0	3214996	○	○	○	○
Waste water hose 4m	—	0	3214995	○	○	○	○

○ Optional extra — Not possible ● Standard ◆ Mandatory

TR-P Travel Package GT GT Package