


Globebus



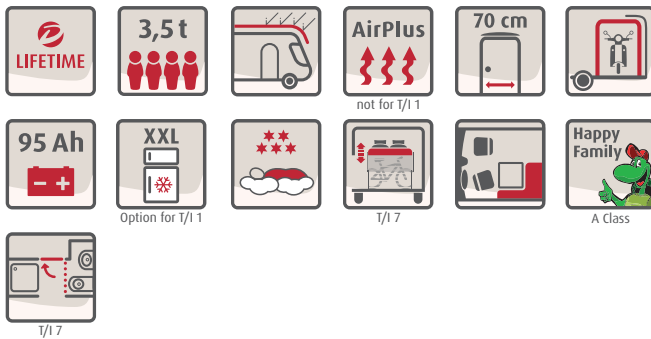
Technical info*

Maximum authorised weight	3.499 – 3.650 kg
Length	599 – 698 cm
Width	220 cm
Height	281 cm
Chassis	Fiat low platform
Sleeping berths	3 – 4
Basic engine	2,3 MJET
	88 (120) kW(BHP)


* Maximum values partly not possible for all models or only in connection with certain options.

Globebus plus factors


- + Plenty of space in the interior despite a width of only 2,2 m
- + Large L-shaped lounge with modern upholstery
- + Robust kitchen worktop extension (except T/I7)
- + Sporty Grand Turismo (GT) Package (optional)
- + Compact and agile



Upholstery



+ Quadro



+ Atomic

Wood décor



+ Rosario Cherry

Standard specification

Chassis (in addition to standard equipment, see p. 3)

- Radiator grill offers additional protection (only for A Class)
- Low-vibration, electric and heated cab mirrors in bus style (two-piece) (only for A Class)
- Adjustable cab mirrors incl. dead angle mirror and integrated turn indicator (only for Low Profile)

Conversion

- Pull-down bed (only for A Class)
- Height adjustable queen bed (only for T/I 7)
- Floor thickness: 49mm; sidewall thickness: 34mm; roof thickness: 35mm
- Rear garage: two garage doors, rear lowering (150 kg surface load), heated, with lashing rails, illuminated, 1x 230 V socket
- Habitation door: 70cm, flyscreen door, awning light (not for T/I 1)
- Skylight 40 x 40cm above the lounge
- Automotive rear moulding with integral rear lights and integrated LED light bar and 3rd brake light
- Cab blinds for best insulation and privacy protection (only for A Class)
- Captain seats: integrated headrests, two armrests, rotating function

On-board technology / Installations

- Gas bottle locker for 2 x 11kg bottles
- Starter battery and leisure battery with automatic switch-over (also for fridge)
- LED illumination for the interior
- Illuminated roof lining above the habitation door
- EBL with overvoltage protection

Kitchen

- Gourmet kitchen with 3-flames hob, spacious drawers with softclose function and generous worktop
- Large fridge with freezer compartment and auto energy selection (AES) (not for T/I 1)
- Worktop extension: extendable or fold-away (not for T/I 7)

Bathroom

- Rotating bathroom for optimal use of space (only for T/I 1)
- Equipped with cabinets, storage compartments, hooks, large mirrors and a height-adjustable shower head (depending on layout)
- Shower grid (not for T/I 1)

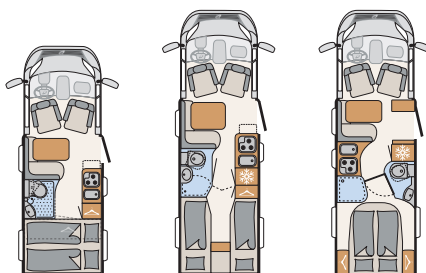
Living area

- AirPlus ventilation system - for an optimised ventilation of the interior
- Overhead locker doors with softclose function
- High wardrobe with convenient laundry shelves in upper area
- Multi-functional storage space underneath the double bed incl. wardrobe, accessible from inside and out, illuminated, bed frame with adjustable shock absorbers (only for T/I 1)
- Shoe cabinet in entrance area (only for T/I 7)
- Wardrobe left and right of the King bed
- Fixed beds with wooden frame and 7-zone mattresses made of climate-regulating material
- Large mirror

Interior

- Wood décor Rosario Cherry with upholstery Quadro or Atomic

Globebus Low Profile



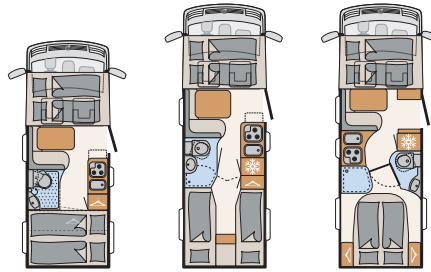
GLOBEBUS		T 1	T 6	T 7
Chassis type		Fiat low platform	Fiat low platform	Fiat low platform
Diesel tank/AdBlue tank	l	75 / 19	75 / 19	75 / 19
Emission class		Euro 6d temp	Euro 6d temp	Euro 6d temp
Length	cm	599	698	698
Width	cm	220	220	220
Height	cm	281	281	281
Internal height	cm	198	198	198
Towing weight braked/unbraked	kg	2000 / 750	2000 / 750	2000 / 750
Tyres		225/75R 16C	225/75R 16C	225/75R 16C
Wheel base	cm	345	380	380
Beds pull-down/ overcab	cm	-	-	-
	Bed mid	cm	155x95/90 ¹	175x95/90 ¹
	Bed rear	cm	200x145	195x80 / 195x75
	Alternative	cm	-	200x155 ²
Sleeping berths		3 ¹	3 ¹	3 ¹
Basic engine		2,3 MJET	2,3 MJET	2,3 MJET
kW (BHP)		88 (120)	88 (120)	88 (120)
Weight net	kg	2500	2640	2640
Mass in running order (MIRO)	kg	2680	2820	2820
Payload	kg	819	679	679
Maximum authorised weight	kg	3499	3499	3499
Designated passenger seats (standard weight)		4	4	4
Designated passenger seats (max. weight upgrade)		4	4	4
Heating		Combi 6	Combi 6	Combi 6
Fridge/ thereof freezer compartment	l	90 / 9 ³	142 / 15	142 / 15
Water tank incl. boiler (red. volume)	l	114 (20)	114 (20)	114 (20)
Waste water tank volume	l	90	90	90
Awning size	m	3,0	4,0	4,0
Dimensions through-opening right stand./opt.	cm	75x100 / -	95x105 / -	95x100 / -
Dimensions through-opening left stand./opt.	cm	95x80 / -	95x105 / -	75x100 / -
Battery/ charging device	Ah/A	95 / 18	95 / 18	95 / 18
Power outlets	230V/12V/USB	6 / 1 / 2	6 / 1 / 2	6 / 1 / 2

¹ Only in combination with option "additional bed"

² Only in combination with option "bed converts single beds to double bed"

³ 142l fridge instead of wardrobe optionally available

Globebus A Class



GLOBEBUS		I 1	I 6	I 7
Chassis type		Fiat low platform	Fiat low platform	Fiat low platform
Diesel tank/AdBlue tank	l	75 / 19	75 / 19	75 / 19
Emission class		Euro 6d temp	Euro 6d temp	Euro 6d temp
Length	cm	599	695	695
Width	cm	220	220	220
Height	cm	281	281	281
Internal height	cm	198	198	198
Towing weight braked/unbraked	kg	2000 / 750	2000 / 750	2000 / 750
Tyres		225/75R 16C	225/75R 16C	225/75R 16C
Wheel base	cm	345	380	380
Beds pull-down/ overcab	cm	185x150	185x150	185x150
	Bed mid	cm	-	-
	Bed rear	cm	200x145	195x80 / 195x75
	Alternative	cm	-	200x155 ¹
Sleeping berths		4	4	4
Basic engine		2,3 MJET	2,3 MJET	2,3 MJET
kW (BHP)		88 (120)	88 (120)	88 (120)
Weight net	kg	2550	2710	2710
Mass in running order (MIRO)	kg	2730	2890	2890
Payload	kg	769	609	609
Maximum authorised weight	kg	3499	3499	3499
Designated passenger seats (standard weight)		4	4	4
Designated passenger seats (max. weight upgrade)		4	4	4
Heating		Combi 6	Combi 6	Combi 6
Fridge/ thereof freezer compartment	l	90 / 9 ²	142 / 15	142 / 15
Water tank incl. boiler (red. volume)	l	114 (20)	114 (20)	114 (20)
Waste water tank volume	l	90	90	90
Awning size	m	4,0	5,0	5,0
Dimensions through-opening right stand./opt.	cm	75x100 / -	95x105 / -	95x100 / -
Dimensions through-opening left stand./opt.	cm	95x80 / -	95x105 / -	75x100 / -
Battery/ charging device	Ah/A	95 / 18	95 / 18	95 / 18
Power outlets	230V/12V/USB	6 / 1 / 2	6 / 1 / 2	6 / 1 / 2

¹ Only in combination with option "bed converts single beds to double bed"

² 142l fridge instead of wardrobe optionally available

Packages

Fiat Chassis Package	ca. 26 kg	ca. 24 kg
Package components	Low Profile	A Class
LED day-time-running lights	✓	–
Electric and heated exterior mirrors	✓	⊙
Automatic A/C	✓	✓
Cruise control	✓	✓
Passenger airbag	✓	✓
Radio pre-wiring with Sound Package	✓	✓
Leather steering wheel and shift knob with leather sleeve	✓	✓
Instruments in chrome	✓	✓

Family Package	ca. 25 kg	ca. 40 kg
Package components	Low Profile	A Class
Cab blinds	✓	⊙
Panoramic skylight 70x50 cm incl. roof lining in living area	✓	–
On-board control panel Luxus	✓	✓
Ambience illumination	✓	✓
Habitation door with window and central locking (incl. cab door)	✓	✓
Cab door	⊙	✓
Window in T-hood	✓	–
Height/tilt adjustment and upholstered arm rests for driver and co-driver seat	✓	–
Panoramic skylight 75x105 cm incl. illuminated roof lining in living area	–	✓
Height/tilt adjustment and upholstered arm rests for driver and co-driver seat	–	✓

Assistance Package Fiat (Code 9973)

Package components	Low Profile
Lane Keep Assist	✓
Light Assist	✓
High Beam Assist	✓
Full Brake Control	✓
Rain sensor	✓
Traffic Sign Assist	✓

✓ included ⊙ Standard specification – not included

GT-Package	white		black	
	ca. 72 kg	ca. 81 kg	ca. 74 kg	ca. 81 kg
	Low Profile	A Class	Low Profile	A Class
Package components				
Components of the Chassis Package Low Profile	✓	-	✓	-
Components of the Chassis Package A Class	-	✓	-	✓
Components of the Family Package Low Profile	✓	-	✓	-
Components of the Family Package A Class	-	✓	-	✓
Chassis colour Black, radiator grill Silver	-	-	✓	-
Exterior design GT White T (various stickers, red skid plate)	✓	-	-	-
Exterior design GT White I (various stickers, red skid palte, black A Class front)	-	✓	-	-
Exterior design GT Black T (various stickers, red skid plate)	-	-	✓	-
Exterior design GT Black I (various stickers, red skid plate, black A Class front)	-	-	-	✓
Interior design GT (kitchen back wall black, switches and power outlets in bicolor)	✓	✓	✓	✓
Cab entrance step	✓	-	✓	-
High-level rear moulding incl. roof rails	✓	✓	✓	✓
Flush-fitting windows	✓	✓	✓	✓
Alloy wheels 16" Fiat	✓	✓	✓	✓
Cab dashboard with aluminium applications	✓	✓	✓	✓

✓ included ⊙ Standard specification - not included

Options

	Additional weight (kg)	Code	T1	T6	T7	T1	T6	T7
Chassis/Base								
Fiat Ducato Multijet 140 (2,3 l / 140 hp)	0	0	○	○	○	○	○	○
Fiat Ducato Multijet 160 (2,3 l / 160 hp) incl. start-stop function	0	0	○	○	○	○	○	○
Fiat Ducato Multijet 180 (2,3 l / 180 hp) incl. start-stop function	0	0	○	○	○	○	○	○
9-gear converter automatic transmission (possible as from 140 hp engine; for 140 hp engine addit. costs for start-stop function)	18	10736	○	○	○	○	○	○
Weight upgrade 3.650kg	0	10769	○	○	○	○	○	○
Alloy wheels 16"	0	8045	○	○	○	○	○	○
Tow bar (please consider the total towing weight)	49	273	○	○	○	○	○	○
Reinforced spring for front axle	0	1889	-	-	-	○	○	○
Rear corner steadies (2 pieces)	6	390	○	○	○	○	○	○
Captain seat including seat heating and lateral support	2	1659	-	-	-	○	○	○
Bodywork exterior								
Bike rack for 3 bikes (rear)	9	938	○	○	○	○	○	○
Bike rack for 3 bikes (lowerable)	10	7482	○	○	○	○	○	○
Flush fitting windows	5	415	○	○	○	○	○	○
Alarm system for doors with central locking	4	322	○	○	○	○	○	○
Panoramic skylight 70x50 cm above the pull-down bed	8	246	-	-	-	○	○	○
Cassette awning Omnistor 3.0 m	23	932	○	-	-	-	-	-
Cassette awning Omnistor 4.0 m	33	859	-	○	○	○	-	-
Cassette awning Omnistor 5.0 m (manual)	54	697	-	-	-	-	○	○
Bodywork interior								
Fire extinguisher 2 kg	4	1878	○	○	○	○	○	○
Smoke Detector	1	1891	○	○	○	○	○	○
Safe mounted	13	323	○	○	○	○	○	○
Double floor for rear garage	5	1890	○	○	○	○	○	○
Furniture layouts								
Isofix - child seat bracket	5	8125	○	○	○	○	○	○
Bed convert single beds to double bed	9	1883	-	○	-	-	○	-
Additional cushions to make up bed	3	339	○	○	○	-	-	-
Upholstery								
Loose fitting carpets	8	851	○	○	○	○	○	○
Electrics/Installation								
2nd leisure battery 95 Ah	27	830	○	○	○	○	○	○
Solar system (2 x 60 W)	15	922	○	○	○	○	○	○
Gas/Installation								
Exterior socket for gas 30mbar	1	878	○	○	○	○	○	○
Automatic gas bottle switch-over incl. crash sensor and EisEx (weight incl. optional 11 kg aluminium gas bottle)	13	1577	○	○	○	○	○	○
Water supply/Installation								
Insulated waste water tank	3	665	○	○	○	○	○	○
Switch for water pump	1	397	○	○	○	○	○	○
Heating/Air-conditioning								
Alternative heating operation panel	1	6622	○	○	○	○	○	○
App operation for warm air heating (only in comb. with option 6622)	1	9659	○	○	○	○	○	○
Floor heating (electrical)	9	763	○	○	○	○	○	○
Roof A/C	34	609	○	○	○	○	○	○
Kitchen								
Fridge (142 l) instead of wardrobe	15	713	○	-	-	○	-	-
Extractor fan	2	344	○	○	○	○	○	○
Bathroom								
Shower grid	1,5	1657	○	⊙	⊙	○	⊙	⊙
Additional window in bathroom	5	372	○	○	○	○	○	○

	Additional weight (kg)	Code	T1	T6	T7	I1	I6	I7
Multimedia systems								
Rear view camera (single camera) (only in comb. with option 9582 Dethleffs Naviceiver)	2	1642	○	○	○	○	○	○
Reversing camera (double camera) (only in comb. with option 9582 Dethleffs Naviceiver)	2	1641	○	○	○	○	○	○
Second rear view camera in the rear light moulding (only in comb. with option 9582 "Dethleffs Naviceiver")	1	11541	○	○	○	○	○	○
Top View 360° camera (only in comb. with option 9582 Dethleffs Naviceiver)	6	7173	○	○	○	○	○	○
Flatscreen TV 22" (incl. bracket, DVB-T, DVB-S receiver, DVD)	4	1799	○	○	○	○	○	○
Dethleffs Naviceiver incl. DAB+, truck navigation and bord control panel linking	3,5	9582	○	○	○	○	○	○
Flatscreen bracket	3	325	○	○	○	○	○	○
SAT system Flatsat Classic 65 Twin	13	7670	○	○	○	○	○	○
Miscellaneous								
Registration documents	0	0	◆	◆	◆	◆	◆	◆

Globebus Plus factors interior



» The lounge can be converted to a comfortable bed (option).



» I: The standard pull-down bed has a sleeping area of up to 150 cm in width.



» Useful: The extendable step for bed access with a storage box (T/I 1).



» The LED illumination with indirect light elements (option) provides atmospheric ambience. The overhead lockers are equipped with Softclose function.



» Comfortable kitchen worktop extension and rail system. Optionally with kitchen backwall (GT Package) and 142 l fridge and oven



» Childproof: Isofix bracket for child seats (option)



» T/I 1: Multi-functional storage compartment under the fold-away bed frame, also accessible from outside.



» T/I: Cab blinds protect from heat, cold and prying eyes (option for T)



» T/I: Large L-shaped seating lounge with wide passage way to the cab - for more elbow room



» I: Wrap-around windscreen with unique panoramic view.



» T/I: Comfortable captain seats with height/inclination adjustment and upholstered arm rests



» Dethleffs Fiat chassis 9 gear automatic transmission optionally available

Globebus Plus factors exterior



» Extra-wide entrance door (70 cm) (not for T/I 1) with flyscreen door.



» Well-protected against hail: durable GRP roof.



» I: Easy to service: large engine bay opening for servicing all relevant parts.



» T: Large opening skylight in T-hood.



» High garage with 150 kg loading capacity. Two garage doors are standard.



» Standard black radiator grille. Stylish safety feature: LED daytime running lights (option)



» T/I: Prominent and safe: Integral rear lights with LED night-time-running lights.



» I: Coach-style mirrors for an unobstructed field of view.



» I: Prominent headlights, elegantly integrated in the new design.



» **Comprehensive assistance systems optionally available for all Dethleffs Low Profile and Coachbuilt vehicles with Fiat chassis with the following systems:** Hydraulic Brake Assist, Lane Keep Assist, Light Assist, Traffic sign Assist and rain sensor. Standard for Esprit.