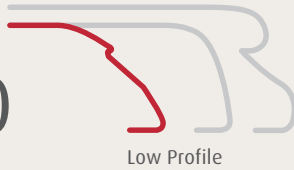


Pulse Classic 90



Technical info*

Maximum authorised weight	3.499 – 3.650 kg
Length	741 cm
Width	233 cm
Height	300 cm
Chassis	Fiat low frame
Sleeping berths	4
Basic engine	2,3 MJET
	88 (120) kW(BHP)

* Maximum values partly not possible for all models or only in connection with certain options.



As a 90 year anniversary model, the Pulse Classic scores with a "ready to go" standard equipment, which meets all the requirements of function and comfort. In addition comes a chic anniversary upholstery and of course the reliability and the proverbial good service of Dethleffs - the inventor of caravanning.

¹ on the next page you will find a list of the individual options

Pulse Classic plus factors


- + Bord control panel Luxus series
- + One-level floor without tripping hazard
- + Interior headroom 2,05 m
- + Shoe cabinet in entry area
- + L-shaped seating lounge standard
- + Optional rear view camera integrated in spoiler
- + Comprehensive equipment package
- + 4-level illumination "Light Moments" standard

Upholstery

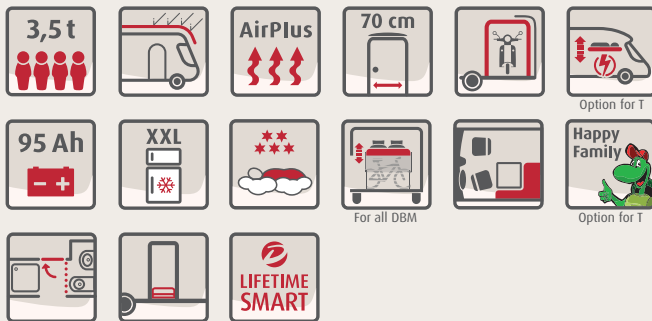


+ Cosmopolitan

Wood décor



+ Noce Nagano



Except T/I 6811 EB

Pulse Classic 90



Anniversary equipment (included in the base price)	Preis 7051 EB / EBL	Preis 7051 DBM / DBL
Exterior mirrors electrically adjustable and heated	✓	✓
Passenger airbag	✓	✓
Automatic A/C	✓	✓
Cruise control	✓	✓
Leather steering wheel and shift knob with leather sleeve	✓	✓
Multifunction steering wheel	✓	✓
LED daytime running light	✓	✓
Preparation for radio system with Sound Package	✓	✓
Instruments with chrome rings	✓	✓
Chassis colour black, grill silver	✓	✓
Alloy wheels 16" Fiat	✓	✓
Dashboard with aluminium application	✓	✓
Exterior design GT silver/black T (various stickers, skid plate red)	✓	✓
Habitation door with window and central locking (incl. cab door)	✓	✓
Blackout blinds in cab	✓	✓
Panoramic skylight 70 x 50 cm in living room	✓	✓
Opening window in T-hood	✓	✓
Onboard control panel Luxu	✓	✓
Indirect ambience illumination	✓	✓
Light Moments without roof-lining	✓	✓
Flush fitting windows	✓	✓
Entry step cab	✓	✓
Switches and sockets in bi-colour	✓	✓
Single beds convert to double bed	✓	✓

Standard specification

Chassis (in addition to standard equipment, see p. 3)

- Adjustable cab mirrors incl. dead angle mirror and integrated turn indicator
- Exterior mirrors electrically adjustable and heated
- Multi-functional leather steering wheel and leather shift knob
- Driver and passenger airbags
- Cruise control
- Radio pre-wiring
- LED daytime running lights
- Driver's cab automatic A/C
- Leather steering wheel and shift knob with leather sleeve
- Dashboard with chrome rings
- Dashboard with aluminium applications
- Chassis colour black, radiator grill silver
- 16" alloy wheels

Conversion

- Height adjustable queen bed (only for T 7051 DBM and T 7051 DBL)
- Floor thickness: 49mm; sidewall thickness: 34mm; roof thickness: 35mm
- Habitation door: 70 cm, flyscreen door, awning light, window
- Panoramic skylight 70 cm x 50 cm above living area (when pull-down bed: sleeping area)
- Flush fitting windows
- Window for T-hood
- Indirect ambient lighting
- Rear moulding: 3rd brake light, Integral rear lights incl. LED strip, rear spoiler
- Rear garage: two garage doors with one-hand operation, drop chassis extension (150 kg loading capacity), heated, with fixing loops, illuminated, 1x 230 V power outlet
- Blackout blinds in driver's cab
- Captain seats: integrated headrest, two upholstered arm rests, rotating
- Central locking habitation door
- Stickers GT black, skid plate red, footboard

On-board technology / Installations

- Starter battery and leisure battery with automatic switch-over (also for fridge)
- Bord control panel Luxus

- LED illumination for the interior
- Illuminated roof lining above the habitation door
- EBL with overvoltage protection
- Switch and sockets two-tone
- Heating mounted in seating lounge for optimum heat distribution
- Light Moments (illuminations on 4 levels-base lighting in kitchen, seating lounge and bedroom-wall surface illumination-indirect lighting in bathroom with lit shower panel, illuminated entry handle)

Kitchen

- Gourmet kitchen with 3-flames hob, spacious drawers with softclose function and generous worktop
- Large fridge with freezer compartment and auto energy selection (AES)

Bathroom

- Shower grid (only for T 7051 DBM and T 7051 EB)
- Equipped with cabinets, storage compartments, large mirrors, toothbrush mug and toilet paper holder

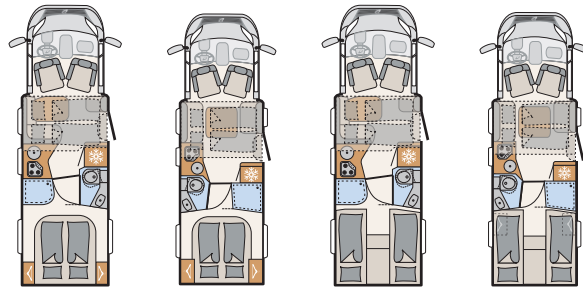
Living area

- AirPlus ventilation system - for an optimised ventilation of the interior
- Shoe cabinet in entrance area
- Wardrobe left and right of the King bed
- Fixed beds with wooden frame and 7-zone mattresses made of climate-regulating material
- Single beds can be converted to a large double bed
- No steps in living room
- Large mirror

Interior

- Wood décor Noce Nagano with upholstery Cosmopolitan

Pulse Classic 90 Low Profile



PULSE CLASSIC 90		T 7051 DBM	T 7051 DBL	T 7051 EB	T 7051 EBL
Chassis type		Fiat low platform	Fiat low platform	Fiat low platform	Fiat low platform
Diesel tank/AdBlue tank	l	75 / 19	75 / 19	75 / 19	75 / 19
Emission class		Euro 6d temp	Euro 6d temp	Euro 6d temp	Euro 6d temp
Length	cm	741	741	741	741
Width	cm	233	233	233	233
Height	cm	300	300	300	300
Internal height	cm	205	205	205	205
Towing weight braked/unbraked	kg	2000 / 750	2000 / 750	2000 / 750	2000 / 750
Tyres		225/75R 16C	225/75R 16C	225/75R 16C	225/75R 16C
Wheel base	cm	404	404	404	404
Beds pull-down/ overcab	cm	200x140/110 ¹	200x140 ¹	200x140/110 ¹	200x140 ¹
Bed mid	cm	-	202x110/90 ²	-	202x110/90 ²
Bed rear	cm	190x160	190x160	210/185x80 / 200x80	205/185x80 / 210/195x80
Alternative	cm	-	-	210x190	210x190
Sleeping berths		4 ¹	5 ³	4 ¹	5 ³
Basic engine		2,3 MJET	2,3 MJET	2,3 MJET	2,3 MJET
kW (BHP)		88 (120)	88 (120)	88 (120)	88 (120)
Weight net	kg	2838	2893	2847	3002
Mass in running order (MIRO)	kg	3018	3073	3027	3082
Payload	kg	481	426	472	417
Maximum authorised weight	kg	3499	3499	3499	3499
Designated passenger seats (standard weight)		4	4	4	4
Designated passenger seats (max. weight upgrade)		4	4	4	4
Heating		Combi 6	Combi 6	Combi 6	Combi 6
Fridge/ thereof freezer compartment	l	141 / 23	142 / 15	141 / 23	142 / 15
Water tank incl. boiler (red. volume)	l	116 (20)	116 (20)	116 (20)	116 (20)
Waste water tank volume	l	90	90	90	90
Awning size	m	4,5	4,5	4,5	4,5
Dimensions through-opening right stand./opt.	cm	90x110 / -	90x110 / -	90x110 / -	90x110 / -
Dimensions through-opening left stand./opt.	cm	90x110 / -	90x110 / -	90x110 / -	90x110 / -
Battery/ charging device	Ah/A	95 / 18	95 / 18	95 / 18	95 / 18
Power outlets	230V/12V/USB	7 / 1 / 2	7 / 1 / 2	7 / 1 / 2	7 / 1 / 2

¹ Only in combination with option "electrical pull-down bed"

² Only in combination with option „seating lounge converts into bed transverse“

³ Only in combination with option „electrical pull-down bed“ and „additional cushions to make up bed“

Packages

Assistance Package Fiat (Code 9973)

Package components	Low Profile
Lane Keep Assist	✓
Light Assist	✓
High Beam Assist	✓
Full Brake Control	✓
Rain sensor	✓
Traffic Sign Assist	✓

✓ included ⊙ Standard specification – not included

90 Years Anniversary Package

Package Components	Paket One	Paket Two
Cassette awning manual 4,5 m	✓	✓
Roof A/C	–	✓
Dethleffs Naviceiver incl. DAB+, Truck Navigation and connection with the onboard control panel	–	✓
Dethleffs Moniceiver incl. DAB+, Apple CarPlay / Android Auto	✓	–
Rear view camera	✓	✓
Flatscreen TV bracket	✓	✓
Flatscreen TV 22" HD TV	✓	✓
Automatic HD SAT system 65 Twin	✓	✓

✓ included ⊙ Standard specification – not included

Options

	Additional weight (kg)	Code	T 7051 DBM	T 7051 DBL	T 7051 EB	T 7051 EBL
Chassis/Base						
Fiat Ducato Multijet 140 (2,3 l / 140 hp)	0	0	○	○	○	○
Fiat Ducato Multijet 160 (2,3 l / 160 hp) incl. start-stop function	0	0	○	○	○	○
Fiat Ducato Multijet 180 (2,3 l / 180 hp) incl. start-stop function	0	0	○	○	○	○
Fiat Ducato Maxi chassis (4.250 kg)	40	0	○	○	○	○
9-gear converter automatic transmission (possible as from 140 hp engine; for 140 hp engine addit. costs for start-stop function)	18	10736	○	○	○	○
Weight upgrade 3.650kg	0	10769	○	○	○	○
Bodywork exterior						
Bike rack for 3 bikes (lowerable)	10	7482	○	○	○	○
Furniture layouts						
Isofix - child seat bracket	5	8125	○	–	○	–
Bed convert for seating lounge	9	1944	–	○	–	○
Electrical pull-down bed in cab	55	680	○	○	○	○
Gas/Installation						
Automatic gas bottle switch-over incl. crash sensor and EisEx (weight incl. optional 11 kg aluminium gas bottle)	13	1577	○	○	○	○
Water supply/Installation						
Insulated waste water tank	3	665	○	○	○	○
Switch for water pump	1	397	○	○	○	○
Kitchen						
Fridge (177 l), can be opened on both sides, with integrated oven	8	290	○	–	○	–
Bathroom						
Additional window in bathroom	5	372	○	○	⊙	⊙
Multimedia systems						
Second rear view camera in rear light carrier (only in comb. with option 11301 "Dethleffs Moniceiver" or option 9582 "Dethleffs Naviceiver")	1	11541	○	○	○	○
Miscellaneous						
Registration documents	0	0	◆	◆	◆	◆



Pulse Classic 90 Plus factors interior



» Harmonious light composition „Light Moments“ in four levels (option)



» Comfortable Captain seats with height-tilt adjustment and upholstered armrests



» Dashboard with aluminium applications



» Leather steering wheel and gear knob with leather sleeve and a practical steering wheel control panel



» Switches & sockets in bi-colour



» Compact but very spacious bathroom with sliding door to the sleeping area



» Modern anniversary upholstery




Pulse Classic 90 Plus factors exterior



» Flowing roof line to the aerodynamically rounded rear. The modern rear spoiler carries an elegantly integrated rear view camera (option) as well as the extra large third brake light.



» Elegant construction of the hoods



» Elegant designed rear with LED tail light



» Wood-free, rot-proof Lifetime-Smart body construction (GRP covered)



» Rear garage loadable on both sides with one-hand operation



» Flush fitting windows provide good insulation and security



» 16" alloy wheels

» Additional information can be found at: www.dethleffs.com/motorhomes/pulseclassic90