




INT Motorhomes 2020

**Dethleffs**  
A friend of the family







# Welcome to the friend of the family

» “Not without my family” – that was the inner drive for our company founder, Arist Dethleffs, to invent the “living car”. He wanted to promote his family business without leaving his family behind.

This family idea forms our daily work. Our highest target is to make holidays in a Dethleffs a unique experience on wheels. Dethleffs is your reliable and fair partner – awarded with the “German Fairness Price 2017”.

Technical details and additional information can be found by following the symbols:



[www.dethleffs.com](http://www.dethleffs.com)



in the technical specification  
brochure



This item is an  
Original Dethleffs Accessory



Video available online

Stay up to date with us on Social Media:



Please note that some of the pictures on the following pages show alternative designs with extra charge.

# Dethleffs Motorhome family

## TREND – THE PERFECT START



### TREND

The Trend models not only combine sporty performance with an attractive price, but are also a real hit with families.

PAGE 6

## GLOBEBUS – COMPACT & AGILE



### GLOBEBUS

The Globebus is particularly compact, agile and suitable for daily use.

PAGE 36

## PULSE – MOODS ON. ROUTINE OFF.



### PULSE

Enjoy a cutting-edge motorhome experience thanks to the latest lightweight construction technology, harmonious design, atmospheric lighting and outstanding comfort.

PAGE 52

## GLOBELINE – COMFORT AND SAFETY ON ALL ROADS



### GLOBELINE

Outstanding driving characteristics thanks to the latest Mercedes driver assistance systems and a flexible interior that is perfect for up to three adventurers.

PAGE 70

## ESPRIT EIGHTY EIGHT – COMFORTABLE TRAVEL – ALL YEAR ROUND



### ESPRIT EIGHTY EIGHT

The Esprit uniquely combines impressive, modern design with the excellent comfort of a luxury class.

PAGE 76



## ALPA – TIME FOR TWO



### ALPA

Motorhomes designed for “adventurous couples” with a generous amount of space.

PAGE 90

## FRIENDSHIP & FAMILY



### A FRIEND OF THE FAMILY

That is what makes Dethleffs a friend of the family.

PAGE 98

## RELIABILITY & SERVICE



### IN GOOD HANDS

Your reliable and fair partner.

PAGE 106

LOW PROFILE AND A CLASS

# TREND





The perfect family companion! The Trend offers plenty of room for the whole family – and even more when travelling as a couple. All the essentials are already on board and you only need a class B driver's licence.

*Calvin Stickelmann • Product Manager Motorhomes*



## PLUS FACTORS

- + Perfect price / performance ratio
- + Optional pull-down bed for Low Profile models
- + Rot-proof Lifetime-Smart body construction
- + 142l fridge with large freezer compartment
- + Coupé entrance with extra wide entrance door (70 cm)
- + Large garage for transportation of e-bikes (dep. on layout)
- + High payload capacity despite being licenced for 4 persons at 3.5t total weight
- + Be better equipped in the Trend with the stylish Design Package (option)



# The perfect start

» The Trend is a true friend of the family – at a family-friendly price. It turns heads with its flawless workmanship, impeccable South German quality and numerous features that can hardly be described as standard. These include, for example, our rot-proof LifeTime-Smart bodywork construction.







» For maximum flexibility there is wide selection of sleeping berths in the Trend models. So the Low Profile models can be optionally ordered with a pull-down bed, the A Class ones have it on board as standard. It offers additional beds in a flash. For those of you who prefer the outstanding details Dethleffs have created the Design Package with many chic options.



# Trend Low Profile



» The Trend Low Profile scores with excellent road-handling properties. This sporting impression is accentuated by the dynamic lines of the cab hood (if desired with large, openable window) and the modern design. However, the Trend really steals the show when it comes to functionality. The standard feature is the Dethleffs drop chassis extension which allows extra large rear garages up to 115 cm in height! The garages have access doors on the left and right. The exceptionally wide 70 cm living room door means an enormous gain in comfort.





# Trend A Class



» Experience a magnificent holidays at a great price – with the Trend A Class. It is equipped with everything that the Dethleffs successful range stands for, and of course with the genes of a real A Class: Experience amazing comfort thanks to the large panoramic windscreen, generous space in the cab and also the standard pull-down bed which offers an enjoyable sleeping and at 195x150 cm, it is big enough for two.



# Sweet dreams!

» We know that first-class sleeping comfort is top priority for our customers. Therefore, all fixed beds in the Trend models are equipped with a perfectly balanced combination of top quality premium mattresses developed in Switzerland, and ergonomic wooden slatted frames as a sprung base.

To reflect individual preferences, there is a choice between single or double beds. In the Trend you will find both variations in two models. Single beds in the Trend are located high enough so there is still sufficient headroom and space for a high garage in the rear. Ideal for all those who want to go on holiday with lots of luggage or want to make sure that e-bikes or scooters are well-protected during transportation.



» King size beds offer easy access from three sides. This means that getting up without waking your partner is no problem • T/I 7057 DBM | (beds with optional height adjustment for T/I 7057 DBM; for T/I 7057 DBL standard)



» Low Profile: If desired with electric pull-down bed! Depending on the model, this means one or two additional beds available at the press of a button!





Undisturbed sleeping comfort in single beds! They are 195cm long and can be optionally converted to a double bed • T/I 7057 EBL

# Cooking fun on wheels

» Cooking is especially fun on holiday. The Trend comes with a fully-equipped L-shaped kitchen with equipment components you would otherwise find in more expensive models, such as the large 142l high fridge or spacious drawers with softclose technology.



» In the layouts with open lounge (7057 EBL & DBL) the kitchen is perfectly integrated into the open room • T 7057 EBL | Design Package | La Rocca



» Fully equipped kitchen with much room and space for preparation of tasty meals • T 7017 EB | Topaz Apple | Talk



# Wellness Oasis

» It's a good feeling to know that your private bathroom is only a few steps away. Whether for a quick refreshment during the journey or daily personal hygiene on holiday – the Trend gets top marks for a lot of practical ideas!



» In some models, the shower and washroom can be joined together to form a huge bathroom over the entire width of the vehicle • T/I 7057 DBL | Topaz Apple

» Many storage compartments – mirrors and daylight what else? • T/I 7057 | Design Package (window is optional)

# Your selection of upholstery



Torcello



Talk



Topaz Apple





# Trend Design package




For the interior you can opt for a Design Package which gives a completely new look to the interior of the Low Profile and A Class models. The elegant wood décor Virginia Oak with its light grey wood shade together with the elegant high-gloss element with chrome stripe in the overhead locker doors give the interior a trendy and chic style. There are three matching upholstery designs to choose from and the cushions come into their own in the generous L-shaped lounge. Complementary lovely details underline the stylish look of the Trend making it a real eye-catcher.



Torcello



Grosso



La Rocca



Virginia Oak





Trend I 6757 DBM | Design Package | Gresso

# Variety of choice

White (standard)



Absolutely  
future-proof –  
complies with  
emission standard

**EURO  
6d temp**



Additional information can be found at:  
**[www.dethleffs.com/motorhomes/trend](http://www.dethleffs.com/motorhomes/trend)**



or in the separated technical  
specification brochure





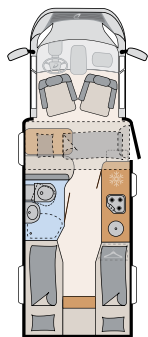


## Titansilver Metallic



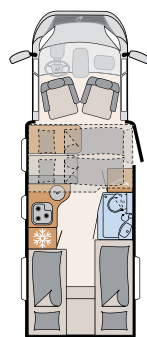
T 6557 DBM

3 sleeping berths



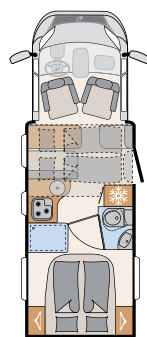
T 6617 EB

3 sleeping berths



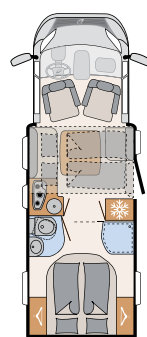
T 6717 EB

4 sleeping berths



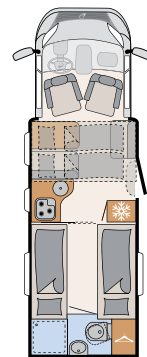
T 6757 DBM

4 sleeping berths



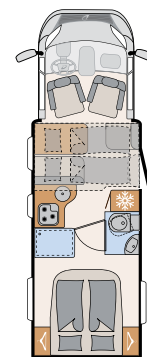
T 6757 DBL

4 sleeping berths



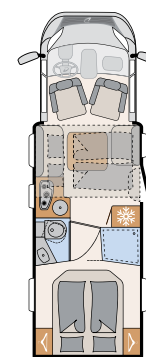
T 7017 EB

4 sleeping berths



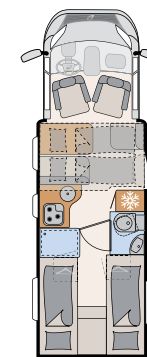
T 7057 DBM

5 sleeping berths



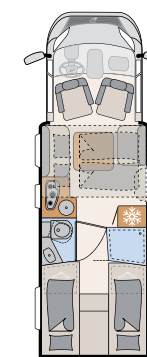
T 7057 DBL

4 sleeping berths



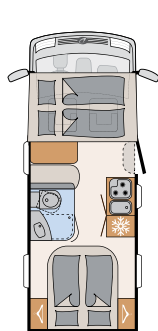
T 7057 EB

5 sleeping berths



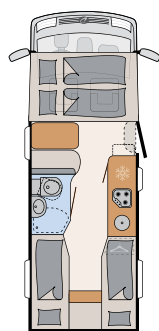
T 7057 EBL

4 sleeping berths



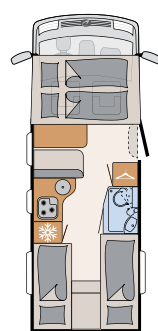
I 6557 DBM

4 sleeping berths



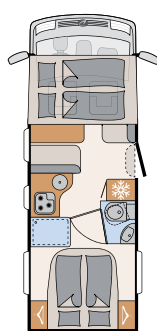
I 6617 EB

4 sleeping berths



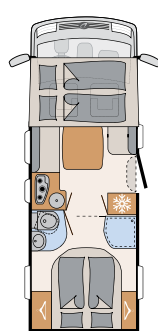
I 6717 EB

4 sleeping berths



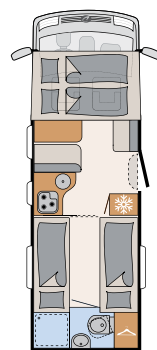
I 6757 DBM

4 sleeping berths



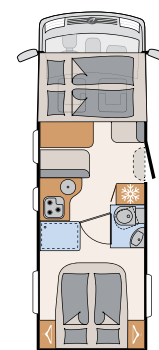
I 6757 DBL

4 sleeping berths



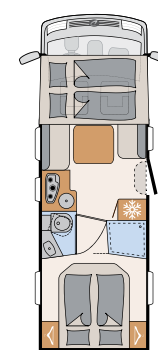
I 7017 EB

4 sleeping berths



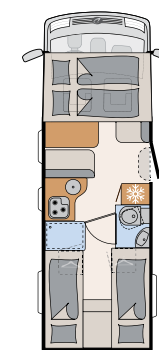
I 7057 DBM

5 sleeping berths



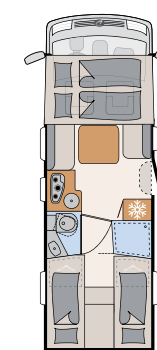
I 7057 DBL

4 sleeping berths



I 7057 EB

5 sleeping berths



I 7057 EBL

4 sleeping berths

The indicated number of sleeping berths is a maximum value and partly available in conjunction with optional fittings.

COACHBUILT

# TREND





We enjoy sporty driving – my son regularly rides in motocross races. With the coachbuilt Trend, the driving fun starts on the way to the race. And it offers the whole family enough space to stretch out after a hectic race day.

*Markus Altenried • Line Manager, Line 1*



## PLUS FACTORS

- + Perfect price/performance ratio
- + Large (210 x 165 cm) bed in overcab
- + 142 l fridge with large freezer compartment
- + 70 cm wide entrance door and electric entrance step
- + Large garage for transportation of e-bikes (dep. on layout)
- + High payload capacity and if desired with 6 passengers' registration
- + A 7877-2: fully winterised thanks to the raised floor and an abundance of space
- + Stepless living room floor



# All on board!


» More motorhome for your money. Whether it's the large 142l fridge, extra-wide entrance door or especially high rear garages for demanding transportation tasks – the Trend is the perfect start into the Dethleffs world of mobile travelling. At the same time the Trend Coachbuilt is an absolute light-weight: despite only being 3.5 t total weight, it can accommodate up to six persons (A 5887 & A 6977)!







For extra of space and payload there is the model Trend A 7877-2. With its proud total weight of 5 tones it offers a lot of space to families – and all that at a very beneficial price. In addition, its raised floor makes it a true winter specialist that is also perfect for year-round trips.



# For the big family holidays



The Trend Coachbuilt is the ideal holiday companion for all those who have lots of luggage to take away. Whether its family items or sport equipment – everything can go on board. All bulky items can be stored in the large rear garages. The lower bunk bed in the A 5887 can be folded away to create a storage space from the floor to ceiling.

And – every family member can go on tour! In combination with the optional Safety Package, even a registration for 6 people is possible.







All around the table: Enough space even for spontaneous visitors • A 7877-2 | Torcello

# The big friend of the family

» The A 7877-2: A Coachbuilt model which comes with enormous space and a large rear double bed for long holidays for up to six persons. To enable storage space in the interior many of your holiday utensils can be stored in the large rear garage and in the 40 cm high double floor. This floor construction makes sure that the vehicle installations like fresh water and waste water tanks are protected from cold temperatures. The ideal winter holiday companion can be upgraded with the optional warm water heating.



» For the really big family holidays: Huge living room with generous seating lounge and spacious kitchen • La Rocca | L-shaped lounge optional



» Much cooking fun for the whole family in the L-shaped kitchen with lots of work surface and ample space and storage • A 7877-2 | Virginia Oak




# Bedtime

» Coachbuilt models are real room wonders. They excel in their number of sleeping berths and their generous cosyness. The room in the overcab is always booked by kids because it is not only there for sleeping but also for adventure on 3.5qm. The rear is arranged in two different bed positions: bed crossways for two (A 6977 and A 7877-2) or bunk beds (A 5887).



» Large cave for restful hours: Rear bed with 210 cm of length • A 6977 and A 7877-2



» The huge overcab bed (210 x 165 cm) is loved by children and adults alike

# Gourmet temple

» Cooking is especially fun on holiday. The Trend comes with a fully-equipped L-shaped kitchen with equipment components you would only find in more expensive models, such as the large 142l high fridge or spacious drawers with softclose technology.



» Ample work surface in the kitchen. After cooking you can enjoy the tasty meal together in the large seating lounge • Torcello



» The 3-burner stove also allows you to produce gourmet meals at ease



# 0 sole mio...

» It's a good feeling to know that your private bathroom is only a few steps away. Whether for a quick refreshment during the journey or daily personal hygiene on holiday – the Trend gets top marks for a lot of practical ideas!



» Huge bathroom for the whole family with separate shower • A 7877-2



» Vario bathroom with rotating wall: separate shower cabine or toilet room • A 5887 & A 6977

# Your selection of upholstery



Torcello



Gresso



La Rocca



Virginia Oak





Trend A 5887 | Virginia Oak | Gresso

# How big is your family?

---



Absolutely  
future-proof –  
complies with  
emission standard

**EURO  
6d temp**



Additional information can be found at:  
**[www.dethleffs.com/motorhomes/trend](http://www.dethleffs.com/motorhomes/trend)**



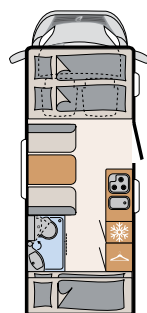
or in the separated technical  
specification brochure



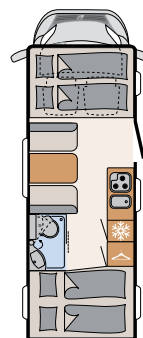




Room wonder A 7877-2:  
Big Coachbuilt with double floor



A 5887  
6 sleeping berths



A 6977  
6 sleeping berths



A 7877-2  
6 sleeping berths

LOW PROFILE AND A CLASS

# GLOBEBUS



The illustrations on the following pages may contain elements from the Gran Turismo Package or other optional extras, which are available at extra cost.



A short trip to the nearby mountains, leaving the daily grind behind you – this is where the compact Globebus comes into its own. It snakes effortlessly up every pass, is as easy to drive as a van and takes us to the most beautiful mountain lakes and hiking trails in the Alps.

*Peter Droeszler • Sales Associate  
(who experiences frequent bouts of wanderlust)*



## PLUS FACTORS

- + Plenty of space in the interior despite a width of only 2.2 m
- + Large L-shaped lounge with modern upholstery
- + Robust work surface extension in kitchen area (not in T/I 7)
- + Exclusive Gran Turismo (GT) Package (optional)
- + Compact and agile

# Compact, agile & yet so big



The most compact range within the Dethleffs model program is perfect for city trips on narrow streets or on winding pass roads. At the same time you have all the advantages of a fully-fledged motorhome, since the Globebus has been rigorously developed with regard to comfort and spaciousness. Take one look inside and the cosy atmosphere and stylish interior will win you over immediately.

The Gran Turismo Package is perfect for those who appreciate exclusive details.







# Globebus Low Profile



» Thinking ahead: the aerodynamically formed cab hood reduces fuel consumption and incorporates a large, positionable panoramic window as standard. The large window lets light and air into the interior of the vehicle. Underneath you can take a comfortable seat in the L-shaped lounge.





# Globebus A Class



» The royal class in a compact format! Its elegance makes the Globebus A Class a real eye-catcher – active driving, compact and excellent design. Travelling is a fantastic experience thanks to the huge panoramic windscreen and the spaciousness in the cab.

The practical pull-down bed comes as standard with a bed width of 150 cm.





## Globebus Gran Turismo – the synonym for comfortable travelling!

» The Globebus Gran Turismo (GT) Package comes with a large number of exclusive equipment components such as leather steering wheel, alloy wheels and the option of the entrance door with central locking function. A unique identifying feature for the automotive GT design is the red skid plate – just one of many details of the extensively refined exterior and interior designs. Many components which are optional extras for the Globebus are already included in the standard equipment of the GT.





» Pleasant and comfortable details, modern cockpit with leather steering wheel and aluminium detailing



» Eye-catching: A sleek high-gloss black splashback in the kitchen



» Unique identifier: The GT skid plate in red




» Safe and well-insulated: the dark-framed, flush-fitting windows with convenient blinds

# Pure relaxation

» Part of a wonderful holiday is also a healthy and restful sleep. This is the reason why all fixed beds in the Globebus models are equipped with an ergonomic 7-zone mattress made of climate regulating material. For all layouts the Dethleffs designers made sure that despite the large rear garage it is possible to sit comfortably on the fixed beds.



» The pull-down bed in the A Class models has a sleeping area of up to 150 cm in width



» Height-adjustable! The large double bed with a comfortable access from three sides can change its height depending on the loading capacity • T/I 7 | Atomic





Another good solution: Single beds can be converted to a large double bed (200 x 155 cm) (option) • T/I 6 | Quadro

# Small but impressive!

» The new kitchens in the Globebus boast maximum comfort in a small space. All of them come with a 3-burner hob cooker with electrical ignition. The three large drawers and a practical pull-out pantry (not for T/I 7) are equipped with smooth steel runners and a softclose function. As standard there is a large 142l fridge/freezer combination (option for T/I 1).



» Maximum comfort in a small space with large and easy-to-load drawers and lockers  
• T/I 7 | Atomic



» Robust working surface extension plate which invisibly disappears behind the kitchen unit when not needed • T/I 6



# Refreshment

» The compact Globebus models do not skimp on bathroom comfort. During development great importance was attached to creating easy-access bathroom elements with high-quality fittings and plenty of storage space.



» Intelligent 3-D bathroom concept with high-gloss wash bowl and noble marble look • T/I 7




» The T/I 6 comes with a roomy shower, an easy-to-access wash bowl and much storage space

# Your selection of upholstery



Quadro



Atomic



Rosario Cherry





# Variety of choice

White (standard)



Absolutely  
future-proof –  
complies with  
emission standard

**EURO  
6d temp**



Additional information can be found at:  
**[www.dethleffs.com/motorhomes/globebus](http://www.dethleffs.com/motorhomes/globebus)**



or in the separated technical  
specification brochure







Gran Turismo White



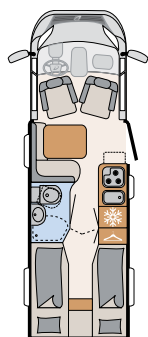
Gran Turismo Silver



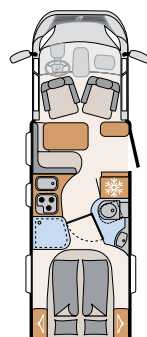
Gran Turismo Black



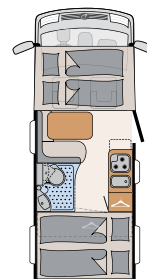
**T 1**  
3 sleeping berths



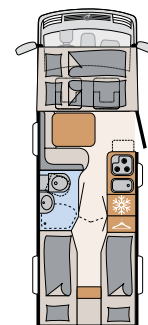
**T 6**  
3 sleeping berths



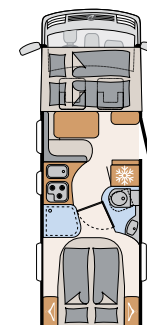
**T 7**  
3 sleeping berths



**I 1**  
4 sleeping berths



**I 6**  
4 sleeping berths



**I 7**  
4 sleeping berths

The indicated number of sleeping berths is a maximum value and partly available in conjunction with optional fittings.

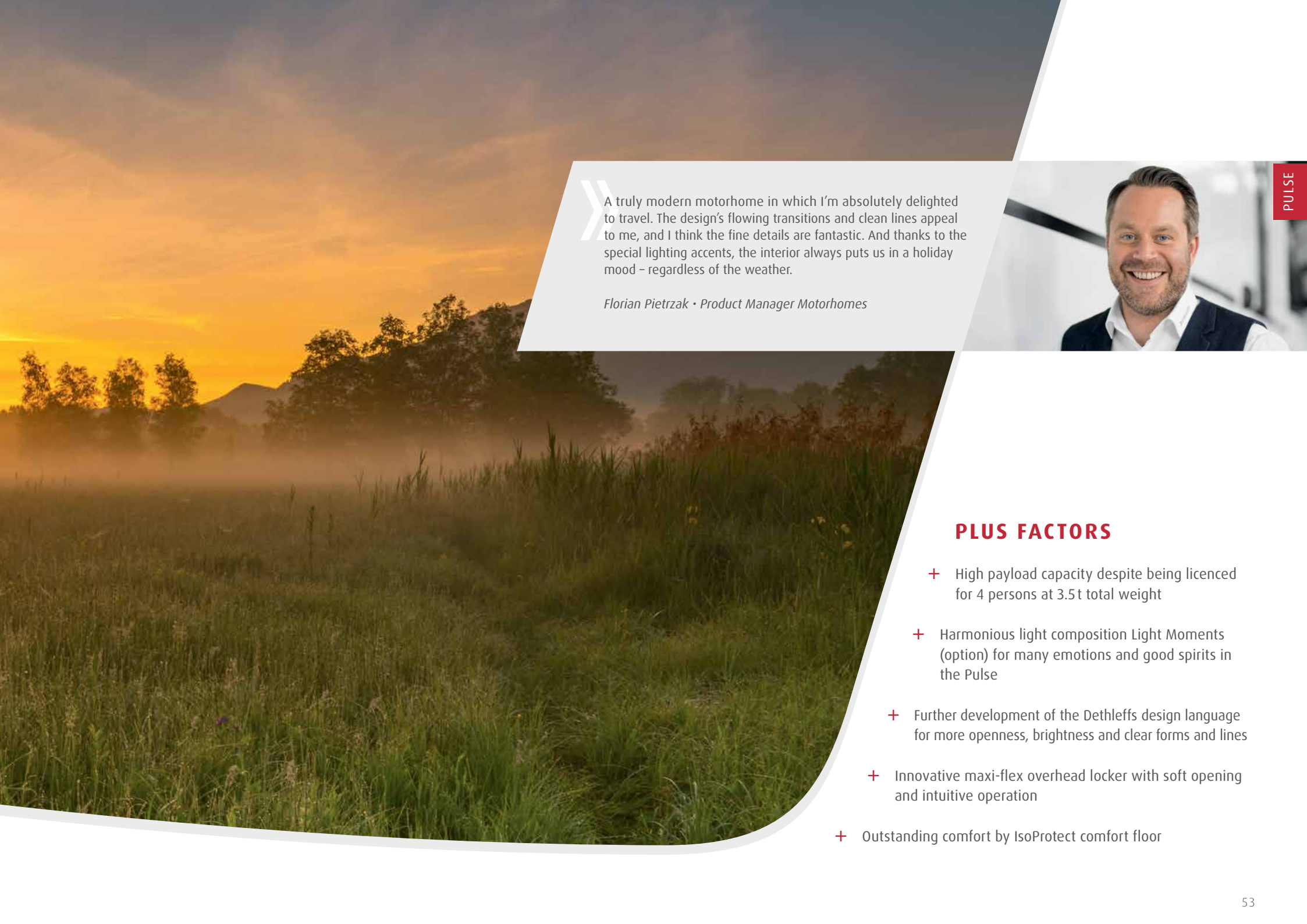
LOW PROFILE AND A CLASS

# PULSE



The illustrations on the following pages may contain elements from the Grand Turismo Package or other optional extras, which are available at extra cost.





A truly modern motorhome in which I'm absolutely delighted to travel. The design's flowing transitions and clean lines appeal to me, and I think the fine details are fantastic. And thanks to the special lighting accents, the interior always puts us in a holiday mood – regardless of the weather.

*Florian Pietrzak • Product Manager Motorhomes*



PULSE

## PLUS FACTORS

- + High payload capacity despite being licenced for 4 persons at 3.5t total weight
- + Harmonious light composition Light Moments (option) for many emotions and good spirits in the Pulse
- + Further development of the Dethleffs design language for more openness, brightness and clear forms and lines
- + Innovative maxi-flex overhead locker with soft opening and intuitive operation
- + Outstanding comfort by IsoProtect comfort floor

# What would touch your heart?



It is clear that while looking for a new motorhome – your new family member – there are convincing numbers, data and facts to be taken into account. But what if you are already completely won over by the Pulse?

Is there anything else what would touch your heart? A harmonious and clear ambience which will become centre of balance by the right light composition? Than it will be your harmony – Your Pulse.







# Switch the mood on and the routine off

The interplay of  
the single light levels creates  
a fully new room quality.

Gabriele Allendorf, Light Expert



Not all light is alike. In addition to the functional character the light impacts our feelings, our biorhythm and even our health. Together with Gabrielle Allendorf by Light Identity we have perfectly produced the positive charisma of day and artificial light in a motorhome for the first time. And thanks to the four harmonious light levels we have created an energy source for the whole family: the new Dethleffs Pulse.





### 1. Ceiling Light

Lifts up the ceiling – same as the mood.

### 2. The Function Light

Genuine and straight: the spotlights in the kitchen, the lounge and sleeping area.

### 3. Wall Light

Sensation of openness.  
And warm feeling of comfort .

### 4. Floor Light

Chill-out area: cozy and very functional.



Additional information can be found at: [www.dethleffs.com/motorhomes/pulse](http://www.dethleffs.com/motorhomes/pulse)

# Pulse Low Profile



» With the Pulse a new design era of the Dethleffs Low Profile models begins. The aerodynamic cab with a new T-hood elegantly go over to the conversion, whose harmonious alignment has a perfect finish in the re-designed rear.

All Low Profile layouts are available with the optional pull-down bed.





# Pulse A Class



» Travelling with the Pulse A Class is an adventure; That is provided by the panoramic windscreen with a grandious view to the outside and the perfectly noise-insulated dashboard. The exterior has been totally re-developed and describes a new Dethleffs design language, which does not only have a beautiful look but also offers many practical advantages.

Standard is the XL pull-down bed with an elastic 3D bed frame that can be adjusted in degree of hardness. The high-quality mattress is made of climate regulating material.





## Pulse Gran Turismo – the synonym for comfortable travelling!

» The optional Gran Turismo (GT) Package comes with a large number of exclusive equipment components such as leather steering wheel, alloy wheels and the option of the entrance door with central locking function. A unique identifying feature for the automotive GT design is the red skid plate – just one of many details of the extensively refined exterior and interior designs.





» Automotive cockpit with leather steering wheel, aluminium applications and dashboard with chrome rings. An important safety feature are the driver and passenger seats



» Airy and much of daylight in the cab: The large skylight of the Low Profile models



» Recognition feature of the Gran Turismo Package: the skid plate in red



» Safe and well-insulated: the dark-framed, flush-fitting windows with convenient blinds

# Healthy sleep ...

» ... means at Dethleffs: modern sleeping systems as well as cosy and functional bedroom layouts. In the Pulse you have the choice between lengthwise installed single beds (optionally available in two heights) or a double bed. Which variant you do prefer is a question of your individual taste and requirement.

All of the beds come with modern sleeping technology that is designed in Switzerland. The specially developed 7-zone mattress is made of climate regulating material.



» The over two metres long single beds can be connected in the head section and can be also converted to double bed (option) • T/I 7051 EB



» Welcome storage space under the double bed. These beds come with height-adjustment as standard – all DBM and DBL layouts • 7051 DBM & DBL





The height-adjustable King size bed is comfortably accessible from three sides and is with 160 cm wide. Tall wardrobes are located on both sides and small storage compartments for e.g. glasses or handkerchiefs. In addition the compartments are equipped with a 230V or USB power outlet for charging your mobile phone • 7051 DBM & DBL

# Bon appétit

» The Pulse offers more in the kitchen! The intelligent Gourmet kitchen uses the existing room in the best ways. That is the reason why the cooker cover is split. Whether you need one, two or three hobs – you only uncover the ones you really need and the others provide additional working surface. Depending on layout you will benefit from the large fridges with 142l or 190l including a freezer compartment.



» The functional kitchen smoothly goes over to the lounge area • I 7051 DBL & EBL




» Innovative Gourmet kitchen with space for your kitchen utensils. In the practical drawers with softclose technology everything can be comfortably stored • T/I 7051 EB & DBM



# Large bathroom

» The Pulse models have all the advantage of large bathrooms: much space and clever details for a better ergonomics and an outstanding brightness in your spa on wheels.



» Do you appreciate space and elbow room? You will get that here! The separate shower perfectly rounds of your personal spa · 7051

# Your selection of upholstery



Beat



Dance



Rosario Anthracite



» Innovative maxi-flex overhead lockers with soft opening and intuitive operation. The architecture going downwards enlarges the room feeling and ergonomics without waiving the storage space





Cosy lounge of the DBL and EBL variants. The IsoProtect comfort floor creates an one-level living room without steps • I 7051 DBL | Dance

# Variety of choice

White (standard)

## Huge payload!

Despite its four-person certification and huge payload, the vehicle falls well below the permissible total mass of 3.5t (class B driver's licence).

Absolutely future-proof – complies with emission standard

**EURO 6d temp**



Additional information can be found at:  
[www.dethleffs.com/motorhomes/pulse](http://www.dethleffs.com/motorhomes/pulse)



or in the separated technical  
specification brochure



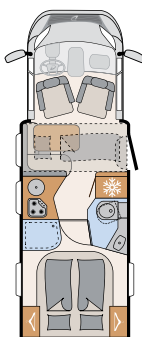




## Gran Turismo White

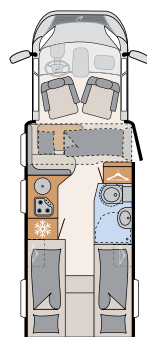
## Gran Turismo Silver

## Gran Turismo Black



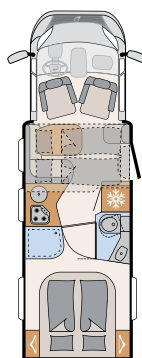
T 6651 DBM

3 sleeping berths



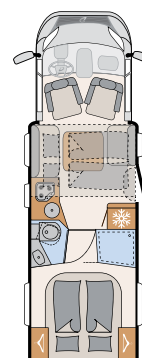
T 6811 EB

3 sleeping berths



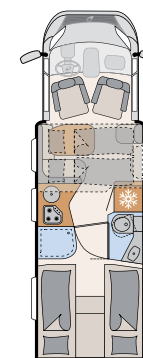
T 7051 DBM

4 sleeping berths



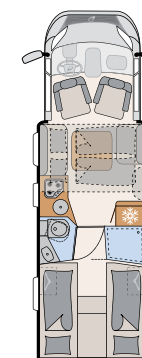
T 7051 DBL

4 sleeping berths



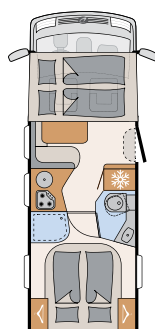
T 7051 EB

4 sleeping berths



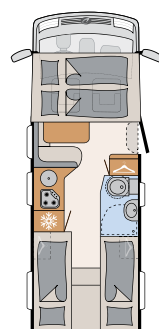
T 7051 EBL

4 sleeping berths



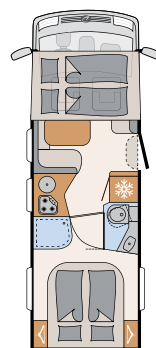
I 6651 DBM

4 sleeping berths



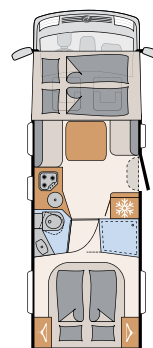
I 6811 EB

4 sleeping berths



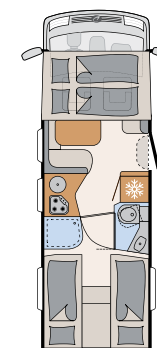
I 7051 DBM

4 sleeping berths



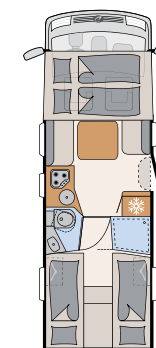
I 7051 DBL

4 sleeping berths



I 7051 EB

4 sleeping berths



I 7051 EBL

4 sleeping berths

The indicated sleeping berths are maximum values and partly available with optional fittings.

# Every moment a unique experience The new Globeline.

» The reunification of two traditional Württemberg-based brands: Dethleffs and Mercedes. Thanks to the Globeline's numerous assistance systems and modern chassis, the holiday begins as soon as we hit the road. The functional layout and extravagant design ensure outstanding comfort while on the move.

*Pascal Schmutz • Sales Associate*





» From the chassis and cab to the assistance systems – our latest low profile motorhome redefines travel comfort. And with rear-wheel drive, even the traction is outstanding. As is the efficient and powerful 414 CDI engine (105 kW/143 hp), which is also impressively future-proof since it complies with the latest Euro VI D emissions standard. It is perfectly complemented by the smooth-shifting 7G-TRONIC PLUS automatic transmission (available as an option).



Additional information can be found at:  
[www.dethleffs.com/motorhomes/globeline](http://www.dethleffs.com/motorhomes/globeline)



Absolutely  
future-proof –  
complies with  
emission standard

**EURO  
VI D**





Comfort and safety thanks to comprehensive assistance systems



# Standard specification: assistance systems

» **ABS** – detects locking of the braked wheel and reduces the braking force so that the wheel continues turning and maintains traction.

**ESP (electronic stability program)** – continuously monitors the driving direction and wheel movement and, if necessary, brakes individual wheels or slows the vehicle by reducing power.

**ASR (traction control)**

The ASR prevents the wheels from spinning when pulling away.

**EBD (electronic brake force distribution)** – helps to prevent skidding under heavy braking.

**Mercedes Benz emergency call system** – can help to hasten the arrival of emergency services at the scene of an accident.

**Hill Start Assist** – is part of the ESP and can help prevent rollback when pulling away on an incline by maintaining brake pressure while the driver changes from brake to accelerator.

**Active Brake Assist with pedestrian function** – can assist the driver when braking. The system can react to stationary or moving vehicles as well as crossing pedestrians and cyclists.

**Breakdown management** – allows the driver to request technical assistance in the event of a breakdown by pressing the breakdown button in the roof control unit or via the phonebook entry in the driver's address book.

**Lane Keep Assist** – this system uses a camera mounted on the inside of the windshield to monitor the road ahead when driving at or above 60 kph (37 mph). If an unintentional lane departure is detected, the system warns the driver acoustically, visually and haptically via vibrations in the steering wheel.

**Crosswind Assist** – can detect the effects of wind gusts (crosswinds) on the vehicle and increases lateral stability by braking the wheels on one side accordingly.

**Low Beam Assist** – automatically switches the dimmable headlights on or off while driving, depending on the prevailing light conditions. This lessens the driver's workload and increases traffic safety.



# The unique Globeline sense of space



» Fully equipped: the kitchen with three-burner stove as well as optional 142-l fridge-freezer and oven



» Looking for comfortable single beds with a total length of less than 7 m? You will find them already on board the Dethleffs Globeline – as well as an exceptionally generous sense of space. This is ensured by the modern, bright interior design with white high-gloss furniture doors. In addition, three attractive furnishing packages are available. And finally, the vehicle features a lighting concept consisting of both direct and indirect light sources for the perfect blend of mood





Comfortable, modern, spacious – the popular single-bed layout has a lot to offer due to its compactness, including an optional pull-down bed for an additional berth  
• T 6613 | La Rocca



LOW PROFILE AND A CLASS

# ESPRIT EIGHTY





# EIGHT

» The Eighty-Eight is a vehicle brimming with spirit and class, and is equipped as standard with everything you need for a successful motorhome holiday.

*Christian Schweizer • Service Manager*



EIGHTY EIGHT

*Esprit*  
EightyEight

## PLUS FACTORS

- + Extensive equipment package with many benefits for the 88th birthday of Dethleffs
- + Optimal winter suitability due to IsoProtect Plus function double floor and frost-proof installation.
- + Ideal driving characteristics: Premium broad gauge low platform with 145 mm lowering and weight increase to 4.5 t
- + Dethleffs Naviceiver incl. Navigation, DAB+ radio receipt and display of operation panel in the cockpit
- + Assistance systems fitted as standard on low-profile vehicles

# Comfort at any time of the year

» The Esprit Eighty Eight uniquely combines impressive, modern design with the excellent comfort of a luxury class. This includes being able to use it the whole year round: With the new IsoProtect Plus function double floor all models are not only suitable for winter use but are absolutely winterproof. In addition to that the Dethleffs Lifetime Plus conversion technology guarantees highest intrinsic values.







### **icily calculated advantage model for the 88th company birthday of Dethleffs**

The gain of comfort is already visible in the cab, with automated air conditioning and the high-quality cockpit with Chrome and leather elements. But also in the living room you will find many standard plus factors which are exceptional for a motorhome of this class.

Be inspired by the following pages and take a look at the detailed specification brochure or take a look online.

# Esprit Eighty Eight Low Profile



It is one of the trendiest Low Profiles in the motorhomes scene, offering first class living comfort. Neat lighting elements in the elements in the roof lining, kitchen cabinets and overhead lockers provide a particularly atmospheric ambience.

The L-shaped seating is spacious and comfortable, with a free-standing table that can be adjusted both horizontally and vertically. The large panoramic roof windows in the cab hood and above the seating area create an impressive band of light which transforms the vehicle interior into a light-filled space.



# Esprit Eighty Eight A Class



Make travelling fun with no compromises when driving with the perfect circumferential and huge windscreen! It stays clear even if it rains or it is cold outside, as an additional warm air hose of the heating prevents from misting or freezing.

Experience uncompromising comfort on entry to the cab and enjoy the luxury feeling in the lounge under the large skylight.

EIGHTY EIGHT

# Holidays at last!

» The SleepWell bed system ensures a good night's sleep in single or King beds. The advantage of this bed variation: getting up and lying down is especially comfortable and can be done without disturbing your partner. If desired, alternative single beds are available which are raised up to accompany a rear garage housing an e-bike or scooter. We have developed a lower overhead locker especially for this option. In this way it is possible to have overhead lockers go all the way round with the appropriate storage space and enough headroom despite the high beds.



» Under the N/S single bed there is a useful multi-functional compartment for stowing different utensils. It is accessible from inside and outside and illuminated by LED



» Sleeping comfort at its best: 195x150 cm bed size and with electrical operation (option)





It doesn't get any more comfortable. The king-size bed is accessible from three sides and so low that getting in and out is quick and simple. N/S and O/S there are tall wardrobes • 7150-2 DBM

# Culinary delight

» The Gourmet kitchen in the Esprit Eighty Eight is certainly an eye-catcher. It combines an attractive design with well-thought-out functionality. This includes, for example, a place intended for a coffee machine at the back – of course with 230 V power supply.



» Abundant storage space is offered by the large drawers with automated central locking. The extractor fan vacuums unpleasant odours of the vehicle interior



» Practical: Multiflex rail system with several different integrated hooks



# Refreshing room

» The large showerhead in combination with the high-pressure water pump promises showering comfort like at home. Lots of wood décor, high-gloss surfaces and chromed bathroom accessories round off the sophisticated appearance of the Esprit Eighty Eight bathroom.



» The large bathroom offers maximum privacy – it can be completely separated from the living room and sleeping area by means of a folding door. The large mirror surfaces increase the sense of space still further



» A touch of luxury in bathroom! Bathroom accessories belong to standard equipment

# Your selection of upholstery



Amaro



Goa



Real leather Skylight (option)



Master Gloss Cream





The holistic ambience provided by the indirect illumination. It invites to relax during the evening hours and supports the cosy TV hours in the L-shaped lounge. For that you will get a standard 22" TV as it is included in the big jubilee package as standard • Goa

# Variety of choice

White (standard)



Absolutely future-proof – complies with emission standard

**EURO 6d temp**



Additional information can be found at:  
[www.dethleffs.com/motorhomes/esprit-eighty-eight](http://www.dethleffs.com/motorhomes/esprit-eighty-eight)



or in the separated technical specification brochure



Dethleffs celebrate their birthday with the Esprit Eighty Eight special edition with many extras on the exterior, which are more than unusual like the shapely rear moulding including the roof rails. The alloy wheels highlight the sporty driving features of the motorhome with its 140 BHP.





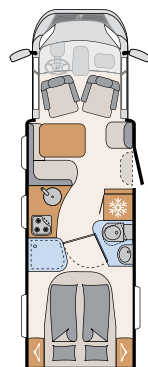
T: White /Titansilver Metallic



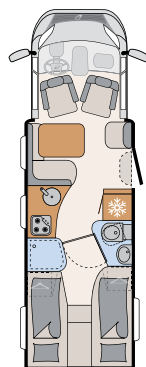
T: Silver /Titansilver-Metallic  
I: Titansilver-Metallic



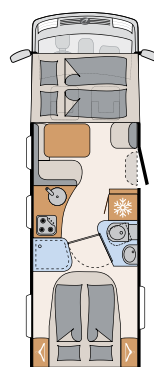
T: White /Travertin  
I: Travertin



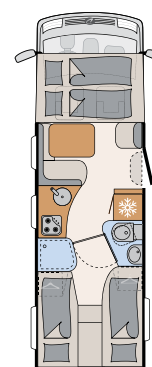
T 7150-2  
3 sleeping berths



T 7150-2 EB  
3 sleeping berths



I 7150-2  
4 sleeping berths



I 7150-2 EB  
4 sleeping berths


The indicated sleeping berths are maximum values and partly available with optional fittings.

A CLASS AND COACHBUILT

# ALPA







I'm thrilled with the Alpa because it offers a fantastic feeling of spaciousness and incredible freedom of movement with a comparatively manageable overall length. Once you get used to the single beds in the coachbuilt model, the Alpa becomes a vehicle that can even rival large liners in terms of living comfort. And the large U-shaped seating lounge in the rear is simply sensational.

*Helge Vester • Marketing*



## PLUS FACTORS

- + Huge panoramic U-shaped lounge with a great space for enjoying meal times and relaxing
- + Great single beds comfort with easy access
- + Large and spacious double floor can also be loaded from the tail side (garage door with one-hand operation)
- + Winter-proof: Heated double floor with freeze-protected water installation
- + Warm water heating is standard
- + Large bathroom and dressing area

# Muuuch room feeling

» The story of success of the Alpa motorhomes for couples goes on! Most generous space conditions let you forget that you are not in a holiday apartment but in an outstanding motorhome with great atmosphere and comfort.








The large single beds in the overcab are easy-to-access by using the wide fold-away stairs. The beds of the Alpa A Class 7820-2 you will find on our website

# The most comfortable apartment on wheels

» The Grand Alpa shows at first sight that it has not looked for a pragmatic room solution but for a living environment. You can comfortably put your feet up in the extensive U-shaped seating lounge and enjoy a unique view of your surroundings through the panoramic windows. The chic wall combination with integrated showcase (not for A 6820-2) is located next to the panoramic window and offers many individual possibilities.



» Also the shortest Alpa shines with a huge U-shape lounge and much elbow room • A 6820-2 | Virginia Oak | WelshWhite | Goa

» Your spa with much daylight and great comfort  
• A 7820-2 & A 9820-2





Relaxing while watching TV, enjoying a glass of wine or inviting your friends for dinner? The huge panoramic U-shaped lounge becomes a centre of cosy hours. Exclusive GourmetPlus kitchen, taken over from the Dethleffs Premium class, with big drawers and XXL fridge / freezer (option) • A 7820-2 | Welsh White | Skylight (option)

# Variety of choice

White (standard)



Absolutely  
future-proof –  
complies with  
emission standard  
**EURO  
6d temp**  
Fiat models

Absolutely  
future-proof –  
complies with  
emission standard  
**EURO  
VI D**  
IVECO-Modelle



Additional information can be found at:  
[www.dethleffs.com/motorhomes/alpa](http://www.dethleffs.com/motorhomes/alpa)



or in the separated technical  
specification brochure







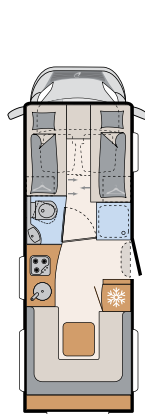
A: Titansilver Metallic | Grand Alpa A 7820 (Fiat)



A: Titansilver Metallic | Grand Alpa Plus A 9820-2 (Iveco)

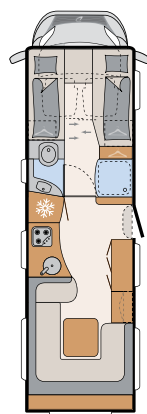


I: Titansilver Metallic | Grand Alpa I 7820 (Fiat)



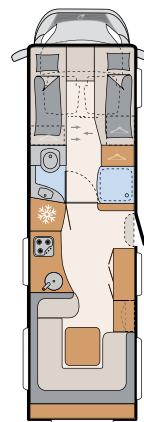
Alpa A 6820-2

4 sleeping berths



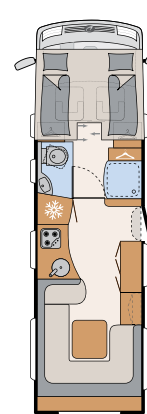
Grand Alpa A 7820-2

4 sleeping berths



Grand Alpa Plus A 9820-2

4 sleeping berths



Grand Alpa I 7820-2

4 sleeping berths

The indicated sleeping berths are maximum values and partly available with optional fittings.

# FRIENDSHIP & FAMILY





# Not without my family

» Arist Dethleffs, the inventor of the caravan was a family man. He wanted to take his small family with him while being away on trade trips. In short he invented the “living car” for travelling together. Adapted to the wishes and requirements of his family. The caravan functioned as the atelier for his wife Fridel.

We have been honing and perfecting Arist's original, groundbreaking idea of the 'rolling home' for over 89 years. And at the core of our development is the vision: **FAMILY and its needs.**

The eventful story with many interesting images for over 89 years of Dethleffs Caravanning are presented on:  
[www.dethleffs.com/history](http://www.dethleffs.com/history)









# Words must be followed by actions

» A good friend is there when help is needed. And in the camping family, everybody helps out in the only way they know how. That's why we support projects that benefit needy families. For example, by giving them a break from everyday life with a free camping holiday.

Help with us! Donate for our projects and make the families in need happy.

## **Dethleffs Family Foundation**

Arist-Dethleffs-Str. 12 • D-88316 Isny i. Allg.  
phone: +49 (0) 7562 987-0  
dethleffs-hilft-kindern@dethleffs.de  
Kreissparkasse Ravensburg  
IBAN: DE23 6505 0110 0000 2083 14  
BIC: SOLADES1RVB



» A holiday at last: we help disadvantaged families to enjoy a camping holiday



» Father Christmas visits children's homes each year...



» ...and children's wards in hospitals, making the youngsters' eyes light up in delight



# Family-friendly

» Being a friend of the family Dethleffs integrated many smart equipment features in their motorhomes for the best time of the year with your family.



» Too much luggage? Not with us, as the voluminous rear garages are real storage wonders



» Pull-down bed: inexpensive fixed-bed variant for the low-profile Trend/Pulse and for all A-Class models



» Child-proof: Isofix bracket for child seats are available in some of our motorhomes



» All registered seats to driving direction are equipped with a 3-point safety belt and steady headrests same as in car industry



FRIENDSHIP & FAMILY

# Welcome to the family!







» As a Dethleffs driver you are automatically a part of the big Dethleffs family. During our family meet & greet events in Isny you will get to know the town of Arist Dethleffs and surely you will have a good time with like-minded people. (Provided that you are a member of one of the official Dethleffs Clubs).



» Join our family events, we are looking forward to seeing you there!

# RELIABILITY & SERVICE





# Engineering skills from Germany

## » Water management concept

Unobstructive but extremely important when things get serious – available in almost every Dethleffs model. This water management concept specifies that the hose pipes can only be interrupted at these distribution points. This means that connectors in the hoses which are mostly to leak do not exist. And when it comes to a leakage it will be much easier to locate and to repair it because the distribution points are easily accessible.

## » Water drainage

As part of a clever water management system, rain water from the roof is directed through predefined channels.

## » Cold spots? Not with us!

Wall, roof and floor elements are connected to each other at Dethleffs without the use of continuous metal profiles. This prevents the formation of metallic cold spots in the interior – without additional insulation – which cause condensation and unnecessary heat loss.

## » Torsionally stiff thanks to dowel technology

In order to achieve optimum torsional stiffness of the structure, we connect the side walls and floor panel with polyurethane plugs as thick as your finger. In this way, shearing forces are completely eliminated even under extreme loads.



» The water points are directly supplied with water by the central water distributor



» Body construction free of cold bridges



» Rain water on the roof is directed through predefined channels



» Stabilizing dowel connection



# Better and better!

» To purchase a Dethleffs is to take ownership of a superbly engineered vehicle of the highest quality. We have developed our factory in "Isny im Allgäu" into one of the most modern production sites for leisure vehicles in Europe – with highly motivated employees. Our trademark has been "Quality made in Germany" for over 89 years. This combination of experience, state-of-the-art expertise and customer-focused practicality is unique in our industry.



» We do not keep our cards close to our chest. See the production of our motorhomes – we offer a weekly factory tour!

# Sleep like at home

» Dethleffs equip their motorhomes with 7-zone mattresses made of climate-regulating material. Developed in Switzerland, this innovative high-tech material is considered a milestone in foam technology with unique advantages. Combined with our ergonomic wooden slatted frames we can guarantee outstanding lying comfort – all night – all year round!



A holiday is only really enjoyable if you are able to sleep soundly and well



On [www.dethleffs.com/sleepwell](https://www.dethleffs.com/sleepwell) we inform you in detail about the unique advantages of the sleeping system



# Ergonomic seat comfort

» Being on the road for hours can stress your back, and that is the reason why we attach a great importance to ergonomic and comfortable seats. Dethleffs therefore employs captain seats for driver and front passenger with excellent ergonomic properties in Low Profile and Coachbuilt motorhomes as standard.



» For Low Profile and Coachbuilt models Dethleffs employs captain seats matching upholstery design with excellent seating comfort (option for Trend)




» A Class models come with high-quality captain seats with an integrated 3-point seat belt with an optimal belt position and maximum elbowroom

# Safe all-round!



For over 23 years the Dethleffs driver training for beginners and professionals has been held regularly at the end of May



Safety note for four-legged friends: please fasten the seatbelt. A safety harness and cosy place to sleep ensure that your dog can travel safely with you [www.dethleffs-original-zubehoer.com/en](http://www.dethleffs-original-zubehoer.com/en)





» Standard safety features: The life-saving “Setup for Camping Cars” is standard in Dethleffs motorhomes!

» In a Dethleffs you can start your long holiday journey with a safe feeling. Numerous components and special technical refinements are included to make your Dethleffs simply safer – starting with the ESP, which is equipped as standard on every Dethleffs.

# Standard equipment in your new friend of the family

## **The new ESP (Electronic Stability Program) "Setup for Camping Cars"**

The ESP is one of the most advanced electronic vehicle stability control systems in the world. It continuously monitors the driving direction and wheel movement and, if necessary, brakes individual wheels or slows the vehicle by reducing power. ESP "Setup for Camping Cars" was specially developed for motorhomes. The system takes into account the specific conditions in a motorhome, in which the weight distribution and centre of gravity differ to those in commercial vans.

## **ABS (anti-lock braking system)**

Detects locking of the braked wheel and reduces the braking force so that the wheel continues turning and maintains traction.

## **MSR (engine drag torque control)**

The MSR prevents loss of traction during abrupt gear shifting.

## **HBA (Hydraulic Brake Assist)**

The HBA supports the driver during emergency braking.


## **Hill Descent Control**

Hill Descent Control helps to maintain the desired speed when driving downhill without continuous braking, allowing the driver to concentrate fully on the steering.



» Safe on the road thanks to the stability program developed especially for motorhomes





## RELIABILITY

# Safe all-round!



Assistance package for low-profile and coachbuilt models (optional):

### **Rain sensor**

The rain sensor detects moisture and automatically adjusts the windshield wipers to the correct speed.

### **Lane Keep Assist**

The lane departure warning system recognises the lane in front of the vehicle by means of a camera in the windshield and warns the driver in case of unintentional lane departure.

### **Active Brake Assist**

This is an emergency braking system designed to prevent accidents and/or minimise the resulting damage. It detects obstacles in front of the vehicle and either warns the driver or independently initiates a braking manoeuvre.

### **High-Beam Assist**

The high-beam assist determines the prevailing lighting conditions and automatically switches the dimmable headlights on or off as required. It is also capable of detecting the vehicles in front as well as oncoming traffic, and automatically switches from high beam to low beam.

### **Traffic Sign Recognition**
































The traffic sign recognition system uses the existing camera in the windshield to read traffic signs and show them on the driver's display.



Our extensive assistance systems ensure that driving pleasure is not left behind

# Dethleffs Lifetime Technology

» The Dethleffs Lifetime technology describes the interplay of all innovations from 89 years' experience in production of leisure vehicles which guarantee you reliability in any weather condition and winterproofness for many comfortable holidays at icy temperatures. If you go for a Dethleffs you also go for a reliable partner with astonishing attention to detail – even on invisible spots of your motorhome.

	GLOBELINE	TREND T / I	PULSE	GLOBEBUS	ESPRIT EIGHTY EIGHT	ALPA	XLI / XXL A (PREMIUM CLASS)
	SUITABLE FOR WINTER USE ALL YEAR ROUND*				WINTERPROOFNESS** IS STANDARD		
CONVERSION							
							
							
							
	WINTERPROOF** BY OPTIONAL PACKAGES						
	Winter Comfort Package Warm Air						
	Winter Comfort Package Warm Water						
			Winter Comfort Package Luxury Warm Air				
			Winter Comfort Package Luxury Warm Water				

\* **Suitable for winter:** Comfort when having winterholidays provided by the fast warm-up of the motorhome at icy temperatures.

\*\* **Winterproof:** No icing thanks to insulated and heated water pipes



More information on icons and packages you will find in our technical specification brochure.



# Don't get caught in the cold



## Dethleffs Lifetime Plus

Today the body construction in many models is a sign of quality that stands for maximum durability. This innovative design combines an absolutely rot-proof wall construction with modern insights to create a healthy indoor climate: Walls, roof and floor are constructed entirely without cold spots or wood insrets. Instead, rigid polyurethane struts ensure a high torsional stiffness.

Strong GRP panels (glass-fiber reinforced plastic) on the roof and floor protect against damage from outside from hail, stones, salt water, etc.

An extra thick layer of high density, hydrophobic, i.e. waterrepellent XPS foam ensures excellent insulation properties.

No material is better suited for impact sound insulation than plywood. And even while driving, a lower noise level can be achieved. Also, the possibility of installing underfloor heating ensured.




## Lifetime Smart

Our Globebus, Trend (T/I), Globeline and Pulse ranges come with the rot-proof Lifetime Smart floor construction. PU struts are also used here instead of wood, and with thick GRP panels to protect from damage!

# Winter camping for everybody!



The Allgäu – Dethleffs headquarters since 1931 – is a popular winter destination with its long winters and lots of snow. Not for nothing does Dethleffs have the reputation of being true winter expert. You recognise this from standard features such as the Dethleffs Air Plus overhead locker-ventilation and a particularly well insulated living area, but also from the fact that it is possible to make vehicles absolutely winterised without a double floor.



A unique specialty of Dethleffs is the optional Winter Comfort Packages with which real winter fans can enjoy winter camping in icy temperatures – even without a double floor vehicle!

## **Optional warm water heating**

The powerful Combi 6 fan heating comes as standard and can heat the interior of Dethleffs motorhomes in a flash. In all models (not for Globebus, Trend A 5887 and 6977) a warm water heating system can also be installed, if desired! This guarantees a warm and cosy feeling like at home, and works without fans. Ideal for people with allergies! The Alpa range comes with this comfort as standard.



# Healty indoor climate



» Blinds: insulation and protection



» Breathable textiles



» The AirPlus system avoids any condensation behind the lockers

» When the warm air quickly cools down the moisture is the result – in the motorhome it is always on the exterior wall when it is very cold outside. With the AirPlus system we ensure that the overhead lockers are ventilated and so an air circulation in the room will avoid the condensation. The result: Healthy room air without mould formation or mould spots.

Forced ventilation in the vehicle is required by law to prevent an excessive CO<sub>2</sub> level in the living area. The Dethleffs engineers measure each model individually to determine the ideal number and distribution. This is more complex than a general calculation, but it guarantees an optimum balance between forced fresh air and CO<sub>2</sub> concentration.

The textiles used in the living room and wood paneling on the roof and side panels are breathable and so can balance the fluctuating moisture density of the air inside, without harmful condensation forming.

# A fair deal – with a double guarantee

» As our customer you are in safe hands – this is underlined by the fact that we were awarded the German Fairness Award two years in succession – a first for a mobile home manufacturer.

But what does “fair” actually mean? Maybe it just means that you can always rely on us. True to our promise – to be a friend of the family.

The fact that our customers also see us this way was confirmed by our award in the individual categories price-performance ratio and reliability. We would like to say: thank you!





# Always there for you!

» When making a choice of your holiday companion we are there to help. 330 competent Dethleffs trade partners are looking forward to meeting you and your individual holiday wishes. And at the Dethleffs Service partners your vehicle will be in good hands when inspections, repairs or spare parts are needed. Thanks to the extensive Dethleffs spare parts stock the parts will be quickly supplied and you again can enjoy your adventure travelling!



» Competent consulting you will get at your Dethleffs authorised trade partner. Drop in and convince yourself!



» Sustainable quality and service is liked by our customers. Not for nothing we are regularly on first places in reader's votings – in particular when it is about satisfactory!

# It's all on board. Dethleffs Original Accessories

» Maximum comfort and safety – these are the right ingredients to make you feel completely at home in your mobile home. We therefore offer a range of original accessories for your vehicle, all of which fit perfectly and are ideal enhancements – from cuddly accessories to protective devices and ways to perfectly organise your motorhome.

All additional components can be conveniently ordered from your Dethleffs dealer and retro-fitted if necessary. They will gladly advise you to ensure that you are perfectly equipped while on the road.



Everything else you need on holiday is available thanks to Dethleffs Original Accessories, which are tailored to your vehicle. Simply browse our catalogue at your Dethleffs dealer or visit **[www.dethleffs-original-zubehoer.com/en](http://www.dethleffs-original-zubehoer.com/en)**



» Thermal cover for the cab





» Exactly tailored mattress topper with matching fitted sheet



» Dethleffs e-Scooter with road approval

# Dethleffs Protect & Connect

» Protect your vehicle effectively with Protect & Connect – the anti-theft system from the market leader Vodafone. Rely on technology backed by an unparalleled service network throughout Europe. Based on the latest GPS/GPRS/GSM technology, it enables precise positioning of your vehicle. If the vehicle leaves the saved location, you will immediately receive a message via the app. Thefts can be reported 24 hours a day by calling the alarm centre. Your local contact will then promptly track and recover your vehicle. An additional 44\* alarm centres are available in other European countries.





# Dethleffs Vehicle Defence

## » Theft detection and recovery

To secure your motorhome against theft, we recommend the battery-operated Dethleffs Vehicle Defence system powered by Vodafone. The battery life is between 12 and 24 months. The system can be easily retrofitted, since no connection to the power supply is necessary. A theft can be easily reported to the alarm centre. The alarm centre then initiates the recovery process. The module checks daily whether a theft message was received. If so, it remains active to enable vehicle tracking, otherwise it returns to "sleep mode". The tracking system comes with 24 months of service throughout the entire European alarm centre network.

Detailed information on the **Dethleffs Original Accessories** products can also be found in the separate brochure

\* Albania, Belgium, Bosnia and Herzegovina, Bulgaria, Denmark, Germany (including Liechtenstein), Estonia, Finland, France (including Monaco), Greece, United Kingdom, Ireland, Italy (including Vatican City, San Marino), Croatia, Latvia, Lithuania, Luxembourg, Malta, Macedonia, Montenegro, Netherlands, Norway, Austria, Poland, Portugal, Romania, Russia, Serbia, Slovakia, Slovenia, Spain (including Andorra, Gibraltar), Sweden, Switzerland, Czech Republic, Turkey, Ukraine, Hungary, Belarus, Cyprus.



# Well informed always and everywhere



» News about Dethleffs, caravanning and all of our vehicles can be found on our website: **[www.dethleffs.com](http://www.dethleffs.com)**





**Thank you very much for your interest in Dethleffs motorhomes.** You will find the premium vehicles XL I and XXL A in the Premium Class catalogue.

**Subject to change, errors excepted.** Please note that the pictures in this brochures also show alternative designs or optional fittings at extra costs. Detailed information about specification and equipment can be found on a separate sheet. Colours will differ.

**Many thanks for the support and decoration of the vehicles:**  
pad home design concept gmbh, VAUDE Sport GmbH & Co. KG, Zwiesel Kristallglas AG,  
dm-drogerie markt GmbH + Co. KG

**Photography:** Karl Holzhauser • eye5.li • Daniel Zangerl • Adobe Stock





INT

Dethleffs GmbH & Co. KG  
Arist-Dethleffs-Straße 12 • D-88316 Isny  
Tel. +49 7562 987-0 • [www.dethleffs.com](http://www.dethleffs.com)

***Dethleffs***  
A friend of the family