



## Caravans 2020

Technical Information

**Dethleffs**  
A friend of the family

# Dethleffs Plus Factors – Explanation of symbols

In the Dethleffs caravans, there are a lot of smart ideas and standard features for more safety and comfort. Here we briefly present the most important ones with the corresponding symbols which can be found on the pages of the vehicle. More detailed information can be found at: [www.dethleffs.com/plus-factors](http://www.dethleffs.com/plus-factors).

## Family benefits



**Happy family:** Layouts with bunk beds - ideal for families. Up to three bunk beds available as an option.



**More room:** Fold-away lower bunk bed for more storage or greater playground (dep. on model)



**Cool tower!** Extra large fridge with min 142 l and 15 l freezer compartment



**Cool tower!** Extra large fridge with min 175 l and 31 l freezer compartment

## Added comfort



**Inviting:** 70 cm wide XXL entrance door



**Practical kitchen** with large drawers, apothecary pull-outs and 3-flame stove with electrical ignition



**More cooking comfort:** 4-flame powerful stove, lots of storage space and many shelves



**SleepWell:** Fixed beds with 7-zone mattresses with ergonomic wooden slatted bed frames



**More legroom:** One-leg telescopic table with easy lowering function for converting the lounge to bed



**Elbow room:** The separate shower and the wash area can be connected to a large bathroom (dep. on layout)



**Easy entrance:** Thanks to the lowered Coupé entrance

## Added safety



**Vehicle roof** made of robust GRP - protects from unusual weather conditions



**Roof, front and rear** made of robust GRP



**Better safe than sorry:** Benefit from Safety Packages for more safety on the road (option)



**Safety on the road:** Brand chassis from safety experts



**Safety clutch:** Stabilises rolling and pitching movements



**Safety on the road:** Thanks to the outstanding deceleration values and automated re-adjustment

## Added equipment



**Agile travelling** - with caravans that go up to 100 km/h



**Winter expert!** Winter-proof caravans thanks to optional Winter Comfort Packages



**For a healthy room climate:** Optimum ventilation of the overhead lockers avoids condensation

# Index

3	Index
4 – 5	Layouts
6 – 11	c'joy
12 – 19	c'go
20 – 25	Coco
26 – 35	Camper®
36 – 45	Nomad
46 – 53	Exclusiv
54	Winter Comfort Packages
55	Autarkic Packages
55	TV- and Sound Packages
56	General information

# Layouts



## Bunk bed layouts

Being a friend of the family we focus on a wide range of bunk bed layouts for children and big families. The maximum number of sleeping berths includes the lounge convert, the three bunk beds' option and some optional extras.

	C'JOY	C'GO	C'GO UP	COCO	CAMPER®					
	Single-axle	Single-axle	Single-axle	Single-axle	Single-axle					Tandem-axle
8 m										
6 m										
5 m										
Conversion length	480 QLK	495 QSK 535 QSK 565 FMK	465 KR 525 KR		500 QSK 530 FSK 540 QMK 550 ESK 560 FMK 650 FMK					
Width	2,12 m	2,3 m 2,3 m 2,5 m	2,3 m 2,3 m		2,3 m 2,3 m 2,5 m 2,3 m 2,5 m 2,5 m					

## Double bed layouts

A large bed for two persons: For those who share a double bed at home, will be happy to have the same conditions when travelling.

8 m										
6 m										
5 m										
Conversion length	410 QL 420 QSH	415 QL 430 QS 475 FR 495 FR		Lounge	470 FR					
Width	2,12 m 2,12 m	2,2 m 2,3 m 2,3 m 2,3 m		2,2 m	2,3 m					

## Single beds layouts

Travel together, spend time together and sleep in separate beds. Our single beds' layouts are perfect for your individual requirements.

8 m										
6 m										
5 m										
Conversion length	460 LE	475 EL 515 RE			460 EL 470 ER 510 ER					
Width	2,12 m	2,2 m 2,3 m			2,3 m 2,3 m 2,3 m					

	GENERATION*			GENERATION SCANDINAVIA*		NOMAD			EXCLUSIV			
	Single-axle			Single-axle	Tandem-axle	Single-axle			Tandem-axle		Single-axle	Tandem-axle
<div><div><div>max 8</div><div></div></div><div></div></div> <div><div><div>max 7</div><div></div></div><div></div></div> <div><div><div>max 6</div><div></div></div><div></div></div> <div><div><div>730 FKR</div><div></div></div></div> <div><div><div>740 RFK</div><div></div></div></div> <div><div><div>515 QSK</div><div></div></div></div> <div>2,5 m</div> <div>2,5 m</div> <div>2,3 m</div>	<div><div><div>max 6</div><div></div></div><div></div></div> <div><div><div>max 5</div><div></div></div><div></div></div> <div><div><div>max 7</div><div></div></div><div></div></div> <div><div><div>max 6</div><div></div></div><div></div></div> <div><div><div>730 FKR</div><div></div></div></div> <div><div><div>740 RFK</div><div></div></div></div> <div><div><div>730 FKR</div><div></div></div></div> <div>2,5 m</div> <div>2,5 m</div> <div>2,5 m</div>	<div><div><div>max 4</div><div></div></div><div></div></div> <div><div><div>max 4</div><div></div></div><div></div></div> <div><div><div>max 2</div><div></div></div><div></div></div> <div><div><div>max 4</div><div></div></div><div></div></div> <div><div><div>max 4</div><div></div></div><div></div></div> <div><div><div>max 4</div><div></div></div><div></div></div> <div><div><div>465 FR</div><div></div></div></div> <div><div><div>695 BQT</div><div></div></div></div> <div><div><div>470 FR</div><div></div></div></div> <div><div><div>490 BLF</div><div></div></div></div> <div><div><div>530 DR</div><div></div></div></div> <div><div><div>590 RF</div><div></div></div></div> <div><div><div>650 RQT</div><div></div></div></div> <div><div><div>560 FR</div><div></div></div></div> <div><div><div>760 DR</div><div></div></div></div> <div>2,3 m</div> <div>2,5 m</div> <div>2,3 m</div> <div>2,3 m</div> <div>2,3 m</div> <div>2,5 m</div> <div>2,5 m</div> <div>2,5 m</div> <div>2,5 m</div> <div>2,5 m</div>	<div><div><div>max 3</div><div></div></div><div></div></div> <div><div><div>max 4</div><div></div></div><div></div></div> <div><div><div>max 4</div><div></div></div><div></div></div> <div><div><div>max 4</div><div></div></div><div></div></div> <div><div><div>max 3</div><div></div></div><div></div></div> <div><div><div>max 3</div><div></div></div><div></div></div> <div><div><div>max 4</div><div></div></div><div></div></div> <div><div><div>max 4</div><div></div></div><div></div></div> <div><div><div>max 4</div><div></div></div><div></div></div> <div><div><div>max 4</div><div></div></div><div></div></div> <div><div><div>max 4</div><div></div></div><div></div></div> <div><div><div>465 EL</div><div></div></div></div> <div><div><div>515 ER</div><div></div></div></div> <div><div><div>515 LE</div><div></div></div></div> <div><div><div>655 RE</div><div></div></div></div> <div><div><div>460 EL</div><div></div></div></div> <div><div><div>490 EST</div><div></div></div></div> <div><div><div>510 ER</div><div></div></div></div> <div><div><div>560 RET</div><div></div></div></div> <div><div><div>550 ER</div><div></div></div></div> <div><div><div>650 RET</div><div></div></div></div> <div><div><div>760 ER</div><div></div></div></div> <div>2,3 m</div> <div>2,3 m</div> <div>2,3 m</div> <div>2,5 m</div> <div>2,3 m</div> <div>2,3 m</div> <div>2,3 m</div> <div>2,5 m</div> <div>2,5 m</div> <div>2,5 m</div> <div>2,5 m</div> <div>2,5 m</div> <div>2,5 m</div>									

\* You can find these models in a separate brochure



# c'joy


## Less is more fun!

Low weight, low price, pure caravanning joy. The c'joy has everything for living the freedom. Thanks to its compact size and low weight it is suitable for smaller cars and depending on the towing vehicle, it can be driven with a Class B driver's licence. In spite of its compact size, the c'joy has lots of space for two or even more passengers – all at an affordable price. Now the holidays can begin!

## Upholstery



+ Portobello



+ Clipper

## Wood décor



+ Sambesi Oak

### Technical info

Maximum authorised weight*	1.100 – 1.500 kg
Length (incl. draw bar)	616 – 716 cm
Width	212 cm
Height	261 cm
Sleeping berths	3 – 7

\*Maximum value depends on layout and weight upgrade

### c'joy plus factors

- + The perfect caravan for beginners: affordable and equipped with everything that you'll need on board!
- + Never fear the narrow streets: one of the smallest caravans in its class with 2,12 cm of width
- + Lightweight: It can be towed with a small car with usual driver's licence of Class B (depending on towing vehicle)
- + Protects you from bad weather: roof, front and rear made of robust GFK
- + You don't have to make compromises: you can bring as much as you need because of lots of storage space and high load capacity



# Standard specification

## Chassis / Base vehicle

- System lightweight chassis
- Zinc-plated chassis with inertia braking system with reversing automatic
- Light-weight zinc-plated corner steadies
- High-quality tires, engineered for a speed of 100 km/h

## Conversion

- Riffled sidewalls in aluminium white
- Front, rear and roof made of robust GRP
- Floor thickness: 38 mm, side/ roof: 28 mm
- Opening window (graphit grey), insulated and double-glazed; with blind and flyscreen
- Clear-view skylight with blind and flyscreen
- 2-piece entrance door

## On-board installations

- Gas bottle locker for 2 x 11 kg bottles
- Floor of the gas bottle locker made of rot resistant and robust aluminium
- Electrical water supply
- Powerful warm-air heating (see technical specification for more details)
- 12 V power supply all over the vehicle
- Compact electric block with 230V safety device and 12V fuse-box in wardrobe incl. powerful transformer 340W
- CEE external output socket for 230V on-board electrics
- Awning light
- Gas control for gas hose

## Kitchen

- 3-flame gas hob with manual ignition
- Spacious fridge with 81 l and 10 l freezer (variances see technical info)
- Large fridge with 142 l and 15 l freezer

## Bathroom

- Skylight with flyscreen
- Shower tray
- Trendy washbasin made of stainless steel

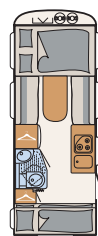
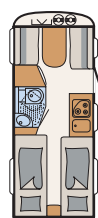
## Living comfort

- AirPlus - perfect air ventilation for the interior and ventilation of the overhead lockers and sideboards
- Adjustable and specially slatted bed frame with flexible rubber cores, adjustable for optimal use of storage compartments underneath the beds
- Ergonomic cold foam mattress for all fixed single and double beds
- Bunk beds with protection net and ladder
- Bunk bed with load capacity up to 80 kg
- Lower bunk bed foldable incl. big access locker door (only for 480 QLK)
- Seating lounge converts to bed

## Interior

- Wood décor Sambesi Oak with upholstery Clipper or Portobello

# c'joy Technical info



c'joy		410 QL	420 QSH	460 LE	480 QLK
Width	cm	212	212	212	212
Length conversion/ total	cm	493 / 614	503 / 617	553 / 674	593 / 716
Total height/ awning size	cm	261 / 900	261 / 910	261 / 960	261 / 1000
Bed front	cm	190x150	195x150	190x 100/90	190x150
Bed lengthwise	cm	-	170x90/80	-	190x120
Bed alternative	cm	-	-	195/200x190 <sup>1</sup>	-
Bed rear	cm	190x130/100	-	195x80 / 200x80	190x60 / 190x70
Sleeping berths		3 <sup>2</sup>	3 <sup>2</sup>	3 <sup>2</sup>	7 <sup>2</sup>
Mass in running order (MIRO)	kg	849	863	895	984
Payload	kg	251	237	305	216
Maximum authorised weight	kg	1100	1100	1200	1200
Max. weight upgrade	kg	1360	1360	1360	1500
Chassis single axle (1), tandem axle (2)		1	1	1	1
Heating		S 3004	S 3004	S 3004	S 3004
Fridge/ thereof freezer compartment	l	81 / 10	142 / 15	81 / 10	81 / 10
Tank volume fresh water/ waste water	l	12 / 0	12 / 0	12 / 0	12 / 0

<sup>1</sup> Only in combination with option "bed converts single beds to double bed"

<sup>2</sup> The number of sleeping berths depends on optional bed and/or lounge conversions and the choice of options

## Packages

### Dynamic Package\*

ca. 17,5 kg

#### Package components

Stabiliser AKS 3004	✓
Shock absorber	✓
Fresh water tank 44l	✓
Mobile waste water tank in gas locker	✓
Spare wheel carrier in gas locker	✓
Access locker door	✓

### Touring Package c'joy

ca. 34 kg

#### Package components

Warm water supply with Therme	✓
Midi Heki	✓
Flyscreen door	✓
Warm air system	✓

\* the Dynamic packages enables the 100 km/h speed registration



# Options

	Additional weight (kg)	Code	410 QL	420 QSH	460 LE	480 QLK
<b>Chassis/Base</b>						
Corner steadies incl. big feet	1	9138	○	○	○	○
ATC trailer control	4	748	○	○	○	○
Weight upgrade to 1200kg	u.r.	134	○	○	●	●
Weight upgrade to 1300kg	4	135	–	○	–	–
Weight upgrade to 1360kg (no chassis amendment)	4	9619	–	–	○	○
Weight upgrade to 1360kg (with chassis amendment)	4	9619	○	○	–	–
Weight upgrade to 1500kg	24	136	–	–	–	○
Alloy wheel 185 R14 C LI 102, up to 1600 kg	u.r.	836	○	○	○	○
Spare alloy wheel 185 R14 C LI 102, up to 1600kg	17	837	○	○	○	○
Spare alloy wheel 195 R14 8PR LI 106, 1700kg and 1800kg	21,5	839	○	–	–	–
Spare steel wheel 185 R14 C 8 PR, up to 1600kg	18	831	○	○	○	○
Spare steel wheel 195 R14 C LI 106, 1700kg and 1800kg	22,5	833	○	–	–	–
Draw bar cover	8	434	○	○	○	○
<b>Bodywork exterior</b>						
Front window	4	982	○	○	●	○
Rear window	4	1108	●	●	○	●
Opening window in bathroom	3	1028	○	○	○	○
Flyscreen door	2,5	360	○	○	○	○
Spare wheel carrier in gas locker	1	432	○	○	○	○
Access locker door 1000mm x 420mm (front left)	2	6415	○	○	–	○
Access locker door 1000mm x 420mm (underneath bed)	2	6416	○	○	–	○
Access locker door 1000mm x 420mm (rear left)	2	6417	–	–	○	–
Access locker door 1000mm x 420mm (rear right)	2	6418	–	–	○	–
<b>Furniture layouts</b>						
3 bunk beds, not foldable	20	200	–	–	–	○
Bed convert single beds to double bed	5	685	–	–	○	–
<b>Upholstery</b>						
Cover for cold foam mattress for double bed, in colour of upholstery	3	8136	○	○	–	○
Cover for cold foam mattress for single bed, in colour of upholstery	5	8135	–	–	○	–
<b>Water supply/Installation</b>						
Mobile waste water tank in gas locker	2,5	367	○	○	○	○
Fresh water tank 44l	3	9240	○	○	○	○
Warm water supply with Therme	15	123	○	○	○	○
Shower equipment with fitting and curtain	5	1097	○	○	○	○
<b>Heating/Air-conditioning</b>						
Additional heating Ultraheat for S 3004, electric 220 V	2	364	○	○	○	○
Fan 12V for S 3004	u.r.	177	○	○	○	○
Installation for air-conditioning prepared	u.r.	172	○	○	○	○
<b>Electrics/Installation</b>						
Reading lamps	2	9691	○	○	○	○
<b>Multimedia systems</b>						
TV bracket	2	678	○	○	○	○
Audio exterior connection multi-function output, 12 V, 220 V, TV and SAT	1	611	○	○	○	○
<b>additional Packages</b>						
Autarkic Package c'joy / c'go	30	7346	○	○	○	○
<b>Miscellaneous</b>						
Registration documents	0	0	◆	◆	◆	◆

# c'joy

## Plus Factors Interior



» Spacious kitchen overhead lockers



» Big fridge with 81 l volume and 10 l freezer (variances see technical data)



» Special slatted frame with flexible natural rubber holders, adjustable for optimal use of storage compartments underneath the beds



» Cold foam mattresses for all fixed single and double beds



» Elegant wash bowl made of stainless steel



» Practical 3-flames oven with manual ignition



» AirPlus - perfect air circulation in the interior and ventilation behind the overhead lockers



» Powerful warm air heating



» 2 bunk beds or optional 3 bunk beds (variances see technical information)

# c'joy

## Plus Factors Exterior



» Front, roof and rear made of robust GRP



» Opening and insulated double glass windows (Graphit Grey) with blind and flyscreen



» High-quality brand tires for 100 km/h



» Gas bottle locker for 2 x 11 kg bottles; floor of locker made of rot-proof, strong aluminium riddle sheet



» Energy saving LED awning light



» With only 2,12 m width perfect for narrow streets



» 2-piece entrance door




# c'go

## Caravan to go

The c'go inspires to pack your luggage and to go on tour. It looks modern and fresh, is available in four trendy upholstery designs and offers a wide selection of layouts: from the smallest compact one to the spacious family caravan. That makes it to an ideal journey companion and very popular with young couples and families. No wonder! This caravan comes with an attractive price! When will you start?

## Upholstery



+ Blue Lagoon



+ Sunshine



+ Green Paradise



+ Grey Orbit

## Wood décor



+ Pearlwhite

### Technical info

Maximum authorised weight*	1.200 – 1.600 kg
Length (incl. draw bar)	631 – 803 cm
Width	220 – 250 cm
Height	261 – 271 cm
Sleeping berths	3 – 7

\*Maximum value depends on layout and weight upgrade

### c'go plus factors

- + Something for everyone: the layouts offer a wide range for small and big families
- + Fresh look: chic, modern interior design and a colourful choice of upholstery for every taste
- + Protects you from bad weather: roof, front and rear made of robust GFK
- + Nothing needs to be left at home: so much storage space and a high payload gives you the possibility to take everything you need with you
- + Lightweight: it can be towed with a Class B driver's licence (depending on the towing vehicle)



# Standard specification

## Chassis / Base vehicle

- System lightweight chassis
- Zinc-plated chassis with inertia braking system with reversing automatic
- AAA self-adjusting brake (only for 465 KR and 525 KR)
- AKS stabiliser
- Octagon shock absorber
- Light-weight zinc-plated corner steadies
- High-quality tires, engineered for a speed of 100 km/h

## Conversion

- Riffled sidewalls in aluminium white
- Front, rear and roof made of robust GRP
- Floor thickness: 39 mm, side/roof: 28 mm
- Opening window (graphit grey), insulated and double-glazed; with blind and flyscreen
- Clear-view skylight with blind and flyscreen
- Entrance door, one-piece
- Access locker door

## On-board installations

- Gas bottle locker for 2 x 11 kg bottles
- Floor of the gas bottle locker made of rot resistant and robust aluminium
- Rollable waste water tank in gas locker
- Spare wheel bracket in gas bottle locker
- Electrical water supply
- Powerful warm-air heating (see technical specification for more details)
- 12 V power supply all over the vehicle
- Compact electric block with 230V safety device and 12V fuse-box in wardrobe incl. powerful transformer 340W
- CEE external output socket for 230V on-board electrics
- Awning light
- Smoke detector
- Gas control for gas hose
- LED spots in front and rear seating lounges

## Kitchen

- Functional 3-flames hob with electrical ignition
- Large fridge with 142 l with 15 l freezer (variances see technical data)

- Spacious drawers with softclose function

## Bathroom

- Skylight with flyscreen
- LED lights
- Shower tray
- Trendy washbasin made of stainless steel

## Living comfort

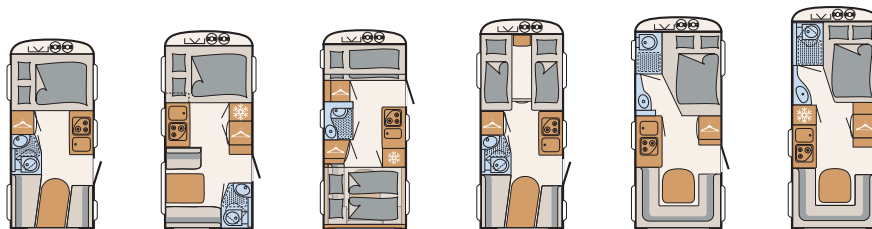
- AirPlus - perfect air ventilation for the interior and ventilation of the overhead lockers and sideboards
- Adjustable and specially slatted bed frame with flexible rubber cores, adjustable for optimal use of storage compartments underneath the beds
- Ergonomic cold foam mattress for all fixed single and double beds
- Bunk beds with protection net and ladder
- Bunk bed with load capacity up to 80 kg
- Lower bunk bed foldable incl. access locker door (only for 495 QSK, 525 KR and 565 FMK)
- Spacious pull-down bed above seating lounge, with manual control (only for 465 KR and 525 KR)
- Seating lounge converts to bed

## Interior

- Wood décor Pearlwhite with upholstery Grey Orbit, Blue Lagoon, Green Paradise or Sunshine



# c'go Technical info



C'GO		415 QL	430 QS	465 KR	475 EL	475 FR	495 FR
Width	cm	220	230	230	220	230	230
Length conversion/ total	cm	498 / 631	516 / 644	551 / 682	552 / 683	558 / 680	588 / 725
Total height/ awning size	cm	261 / 902	261 / 920	271 / 968	261 / 955	261 / 962	261 / 992
Bed front	cm	200x135	205x155	2x (210x95)	2x (200x85)	210x145/110	200x145/110
Bed lengthwise	cm	-	-	-	-	-	-
Pull-down bed	cm	-	-	200x145	-	-	-
Bed alternative	cm	-	-	-	200x190 <sup>1</sup>	-	-
Bed rear	cm	200x130/100	200x130/100	210x170/160	200x130/100	210x130/150	210x130/150
Sleeping berths		3 <sup>2</sup>	3 <sup>2</sup>	6 <sup>2</sup>	3 <sup>2</sup>	4 <sup>2</sup>	4 <sup>2</sup>
Mass in running order (MIRO)	kg	1014	1097	1237	1093	0	1180
Payload	kg	186	203	263	207	1300	180
Maximum authorised weight	kg	1200	1300	1500	1300	1300	1360
Max. weight upgrade	kg	1700	1700	1700	1700	1700	1700
Chassis single axle (1), tandem axle (2)		1	1	1	1	1	1
Heating		S 3004	S 3004	S 3004	S 3004	S 3004	S 3004
Fridge/ thereof freezer compartment	l	86 / 9	142 / 15	142 / 15	86 / 9	86 / 9	142 / 15
Tank volume fresh water/ waste water	l	44 (15) / 23 <sup>3</sup>	44 (15) / 22 <sup>3</sup>	44 (15) / 23 <sup>3</sup>	44 (15) / 22 <sup>3</sup>	44 (15) / 22 <sup>3</sup>	44 (15) / 22 <sup>3</sup>

<sup>1</sup> Only in combination with option "bed converts single beds to double bed"

<sup>2</sup> The number of sleeping berths depends on optional bed and/or lounge conversions and the choice of options

<sup>3</sup> The volume in brackets describes the reduced fresh water tank volume

## Packages

### Safety to go

ca. 6,5 kg

#### Package components

ATC trailer control	✓
Safety gas pressure DuoControl with crash sensor (c'go up with gas regulator heater EisEx)	✓

### Touring Package c'go

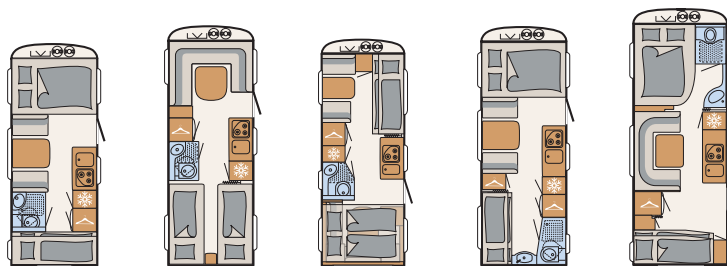
ca. 45 kg

#### Package components

Warm water supply with Therme	✓
Heki II - skylight incl. illuminated roof lining	✓
Flyscreen door	✓
Shower equipment with fitting and curtain	✓



## c'go Technical info



C'GO		495 QSK	515 RE	525 KR	535 QSK	565 FMK
Width	cm	230	230	230	230	250
Length conversion/ total	cm	587 / 714	634 / 768	623 / 756	635 / 757	672 / 803
Total height/ awning size	cm	261 / 990	261 / 1040	271 / 1040	261 / 1039	261 / 1076
Bed front	cm	210x135	210x160/125	205x76 / 200x74	210x135	205x165/130
Bed lengthwise	cm	190x90	-	177x87/79	195x90	200x110
Pull-down bed	cm	-	-	200x145	-	-
Bed alternative	cm	-	210x190 <sup>1</sup>	-	-	-
Bed rear	cm	210x80 / 210x70	215x90 / 205x90	212x170/160	2x (190x70)	2x (200x80)
Sleeping berths		6 <sup>2</sup>	4 <sup>2</sup>	7 <sup>2</sup>	6 <sup>2</sup>	6 <sup>2</sup>
Mass in running order (MIRO)	kg	1176	1244	1328	1288	1368
Payload	kg	184	156	272	212	232
Maximum authorised weight	kg	1360	1400	1600	1500	1600
Max. weight upgrade	kg	1700	1800	1800	1800	2000
Chassis single axle (1), tandem axle (2)		1	1	1	1	1
Heating		S 3004	S 3004	S 3004	S 3004	S 5004
Fridge/ thereof freezer compartment	l	142 / 15	142 / 15	142 / 15	142 / 15	142 / 15
Tank volume fresh water/ waste water	l	44 (15) / 22 <sup>3</sup>	44 (15) / 22 <sup>3</sup>	44 (15) / 23 <sup>3</sup>	44 (15) / 22 <sup>3</sup>	44 (15) / 22 <sup>3</sup>

<sup>1</sup> Only in combination with option "bed converts single beds to double bed"

<sup>2</sup> The number of sleeping berths depends on optional bed and/or lounge conversions and the choice of options

<sup>3</sup> The volume in brackets describes the reduced fresh water tank volume

[illegible]

	Additional weight (kg)	Code	415 QL	430 QS	465 KR	475 EL	475 FR	495 FR	495 QSK	515 RE	525 KR	535 QSK	565 FMK
<b>Heating/Air-conditioning</b>													
Electrical floor heating	9	387	○	○	○	○	○	○	○	○	○	○	○
<b>Electrics/Installation</b>													
USB port for light bar	u.r.	9989	○	○	–	○	○	○	○	○	○	○	○
<b>Multimedia systems</b>													
TV bracket	2	678	○	○	○	○	○	○	○	○	○	○	○
Audio exterior connection multi-function output, 12 V, 220 V, TV and SAT	1	611	○	○	○	○	○	○	○	○	○	○	○
<b>additional Packages</b>													
Autarkic Package c'joy / c'go	30	7346	○	○	○	○	○	○	○	○	○	○	○
<b>Miscellaneous</b>													
Registration documents	0	0	◆	◆	◆	◆	◆	◆	◆	◆	◆	◆	◆

# c'go

## Plus Factors Interior



- » Big fridge with 142 l volume and 15 l freezer (variances see technical data)



- » Practical 3-flame cooker with electrical ignition



- » Spacious drawers with softclose function for absolutely quiet closing



- » Handy shoe box in the entrance area (variances see technical information)



- » AirPlus - perfect air circulation in the interior and ventilation of overhead lockers



- » Cold foam mattresses for all fixed single and double beds



- » Special slatted frame with flexible natural rubber holders, opening for optimal use of storage compartments under the beds



- » Roomy storage, accessible from inside and outside




- » Elegant wash bowl made of stainless steel



- » Owing to pull-down bed and converting seating lounge, four beds are available (c'go up 365 KR / c'go up 525 KR)



- » Headroom thanks to 208 cm height (c'go up 465 KR / c'go up 525 KR)



- » Child-friendly bunk bed light with three different light moments (variances see technical information)

# c'go

## Plus Factors Exterior



» Opening and insulated double glass windows (Graphit Grey) with blind and flyscreen



» High-quality brand tires for 100 km/h



» Power-saving LED awning light



» Gas bottle locker for 2 x 11 kg bottles; floor of locker made of rot-proof, strong aluminium ruffle sheet



» AKS stabiliser



» Front, roof and rear made of robust GRP



» Mobile waste water tank in gas bottle locker



» Big locker door with access from outside, with foldable bunk bed (optional, variances see technical information)

# Coco

## Inspires with Lightness

Lightness at the highest level: at only 759 kg, nothing compares to the light-hearted joy of travelling with the Dethleffs Coco. For this reason, our lightweight experts have combined the most effective solutions in our competence centre and created a revolutionary construction approach. It is based on the optimal interaction of single components, such as the chassis, the floor, and the sidewall. The Coco: travelling with lightness and joy!

## Upholstery



+ Waterfall

## Wood décor



+ Light Grey

### Technical info

Maximum authorised weight*	900 kg
Length (incl. draw bar)	586 cm
Width	220 cm
Height	257 cm
Sleeping berths	2

\*Maximum value depends on layout and weight upgrade

### Coco plus factors

- + Lightweight: you can easily pull it when you have the Class B driver's licence (depending on the towing vehicle)
- + Narrow and agile: travel with only 2,20 m width
- + Compact travelling companion: sensationally short with a conversion length of 4,25 m
- + Multi-function: simple conversion of the lounge and the seating area
- + Space for snacks & Co: large 142 l fridge incl. 15 l freezer
- + Come in: extra wide habitation door with 70 cm width





# Standard specification

## Chassis / Base vehicle

- System lightweight chassis
- Zinc-plated chassis with inertia braking system with reversing automatic
- Octagon shock absorber
- Light-weight zinc-plated corner steadies
- High-quality tires, engineered for a speed of 100 km/h

## Conversion

- Front, rear and sidewalls in white smooth sides with special stickers
- Floor thickness: 41mm, side/roof: 25mm
- Opening window (graphit grey), insulated and double-glazed; with blind and flyscreen
- Fully-insulated wheel houses
- Two illuminated clear glass skylights
- Extra-wide entrance door, one-piece
- Integrated rail for the COCO Lounge sun rail around the vehicle (available at Dethleffs Original Accessory)

## On-board installations

- Gas bottle locker for 2 x 5 kg bottles
- Fresh water tank integrated in kitchen unit
- Electrical water supply
- Comfortable vario heating with air ventilation
- 12 V power supply all over the vehicle
- Compact electric block with 230V safety device and 12V fuse-box in wardrobe incl. powerful transformer 340W
- CEE external output socket for 230V on-board electrics
- Awning light
- Gas control for gas hose
- Rotating gooseneck lamps in bathroom, kitchen and the lounge

## Kitchen

- Functional 2-flames gas hob with manual ignition
- Large fridge with 142 l and 15 l freezer
- Handy spice rack in kitchen area

## Bathroom

- Space-saving fold-away washbasin for easy storage in the locker

## Living comfort

- Cosy lounge with fabric-covered corner element and small pockets
- Classy upholstery in the lounge
- Moveable hooking table
- Large storage box underneath the seating lounge, extendable for bed convert
- Spacious wardrobe with cloth rail and linen shelf

## Interior

- Wood décor Light Grey with upholstery Waterfall

# Coco

## Technical info



COCO		Lounge
Width	cm	220
Length conversion/ total	cm	456 / 586
Total height/ awning size	cm	257 / 0
Bed front	cm	-
Bed lengthwise	cm	-
Bed alternative	cm	-
Bed rear	cm	155x200
Sleeping berths		2
Mass in running order (MIRO)	kg	759
Payload	kg	141
Maximum authorised weight	kg	900
Max. weight upgrade	kg	1100
Chassis single axle (1), tandem axle (2)		1
Heating		Vario Heat
Fridge/ thereof freezer compartment	l	142 / 15
Tank volume fresh water/ waste water	l	20 / 0

# Packages

Coco Chassis Package

ca. 9 kg

Package components	
Weight upgrade 1100 kg (incl. AKS)	✓
High-quality tires and alloy wheels	✓
Draw bar cover	✓
Fly screen door	✓
Multi-function output socket 12V, 220V, TV and SAT with central cable laying	✓

Coco Glamping Package

ca. 83,5 kg

Package components	
Impressive, opening front window with blackout blinds	✓
Two large, opening skylights with blinds and fly screen	✓
Attractive windows and skylights frames	✓
Indirect, dimmable ambient lighting	✓
Additional flexible gooseneck-lamp in the lounge	✓
Retractable fitting in the bathroom	✓
Opening window in the bathroom	✓
Large 44l fresh water tank	✓
Mobile 23l waste water tank	✓
Warm water tank with 5l	✓

✓ included    ● Standard specification    – not included

# Coco

## Plus Factors Interior



» Large fridge with 142 l volume and 15 l freezer



» Spacious wardrobe with cloth rail and linen shelf




» Imposant, openable front window with blind and flyscreen (Glamping Package)



» Opening window in bathroom with extendable shower fitting (Glamping Package)



» Space-saving and fold-away wash bowl for easy stowage in vanity unit



» Cosy lounge with fabric covered corner element, small pockets and swivelling reading lamp



» Movable design table



» Attractive window frames with chrome trim (Glamping Package)

# Coco

## Plus Factors Exterior



» Integrated rail around the vehicle for the Coco Lounge sun sail. The sun sail is available through Dethleffs Original Accessory



» Extra-wide entrance door, one-piece



» High-quality brand tires for 100 km/h



» Smooth sides, front and rear in White with special stickers



» Weight optimised lightweight chassis



» Octagon axle shock absorbers



» Opening and insulated double glass windows (Graphit Grey) with blinds and flyscreens

# Camper®

## The family caravan


With its extensive standard equipment, abundant storage room and a wide range of bunk bed layouts, the Camper® is the ideal caravan for all those of you who love adventure.

### Technical info

Maximum authorised weight*	1.500 - 2.200 kg
Length (incl. draw bar)	691 - 942 cm
Width	230 - 250 cm
Height	265 cm
Tandem axle	from 650 FMK
Sleeping berths	3 - 8

\*Maximum value depends on layout and weight upgrade

## Upholstery



+ Bolivia



+ Catania



+ Cosmo

## Wood décor



+ Rosario Cherry

### Camper® plus factors

- + Enough space for every child: a selection of family layouts with bunk beds
- + Better safe than sorry: exemplary Dethleffs safety equipment
- + Ready to go thanks to comprehensive standard specifications
- + Modern interior: three classic upholstery versions
- + Steeled for all needs: even short caravans less than 7 m available





# Standard specification

## Chassis / Base vehicle

- System lightweight chassis
- Zinc-plated chassis with inertia braking system with reversing automatic
- AAA self-adjusting brake
- AKS stabiliser
- Octagon shock absorber
- Light-weight zinc-plated corner steadies
- Sidewall skirts with integrated side-marker lamps
- High-quality tires, engineered for a speed of 100 km/h

## Conversion

- Riffled sidewalls in aluminium white, front/rear in smooth metal plate
- Robust GRP roof
- Front parts in gas locker area made of LFI (Long Fiber Injection), shock resistant, robust and repair-friendly
- Floor thickness: 42mm, sides/roof: 34mm
- Opening window (graphit grey), insulated and double-glazed; with blind and flyscreen
- Fully-insulated wheel houses
- Clear glass Mini Heki with blind and flyscreen
- Midi-Heki clear skylight with blind and flyscreen; integrated light spots
- Entrance door one-piece with flyscreen door
- Access locker door

## On-board installations

- Gas bottle locker for 2 x 11 kg bottles
- Space-saving gas locker door which opens upwards
- Floor of the gas bottle locker made of rot resistant and robust aluminium
- Rollable waste water tank in gas locker
- Spare wheel bracket in gas bottle locker
- Electrical water supply
- Warm water supply Therme
- Powerful warm-air heating (see technical specification for more details)
- 12 V power supply all over the vehicle
- Compact electric block with 230V safety device and 12V fuse-box in wardrobe incl. powerful transformer 340W

- CEE external output socket for 230V on-board electrics
- Awning light
- Gas control for gas hose
- LED light bar system 12V (head side bed and seating lounge)
- Variable USB power socket for light bar system

## Kitchen

- Functional 3-flames hob with electrical ignition
- Large fridge with 142 l with 15 l freezer (variances see technical data)
- Spacious drawers with softclose function
- Practical apothecary-style drawer (depending on layout)

## Bathroom

- Skylight with flyscreen
- LED lights
- Shower tray
- Integrated design washbasin made of solid surface material

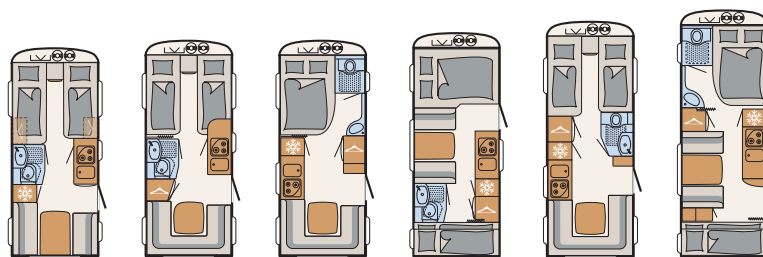
## Living comfort

- AirPlus - perfect air ventilation for the interior and ventilation of the overhead lockers and sideboards
- Adjustable and specially slatted bed frame with flexible rubber cores, adjustable for optimal use of storage compartments underneath the beds
- Ergonomic 7-zone cold foam mattress for all fixed beds and bunk beds
- Bunk beds with protection net and ladder
- Bunk bed with load capacity up to 80 kg
- Lower bunk bed foldable incl. big access locker door (only for 500 QSK, 530 FSK, 550 ESK and 560 FMK)
- Seating lounge converts to bed
- One-legged telescopic table, height-adjustable

## Interior

- Wood décor Rosario Cherry with upholstery Catania, Cosmo or Bolivia

# Camper® Technical info



CAMPER®		460 EL	470 ER	470 FR	500 QSK	510 ER	530 FSK
Width	cm	230	230	230	230	230	230
Length conversion/ total	cm	550 / 691	570 / 713	570 / 713	590 / 729	620 / 766	650 / 788
Total height/ awning size	cm	265 / 945	265 / 965	265 / 965	265 / 985	265 / 1015	265 / 1045
Bed front	cm	200x85 / 190x85	2x (200x85)	205x135	210x135	200x85 / 190x85	200x135
Bed lengthwise	cm	-	-	-	190x100	-	190x100
Bed alternative	cm	190x210 <sup>1</sup>	200x210 <sup>1</sup>	-	-	190x210 <sup>1</sup>	-
Bed rear	cm	210x115	210x125	210x135	2x (210x75)	210x135	2x (210x75)
Sleeping berths		3 <sup>2</sup>	3 <sup>2</sup>	4 <sup>2</sup>	6 <sup>2</sup>	4 <sup>2</sup>	6 <sup>2</sup>
Mass in running order (MIRO)	kg	1230	1245	1270	1295	1340	1395
Payload	kg	270	255	230	205	160	205
Maximum authorised weight	kg	1500	1500	1500	1500	1500	1600
Max. weight upgrade	kg	1700	1800	1800	1800	1800	2000
Chassis single axle (1), tandem axle (2)		1	1	1	1	1	1
Heating		S 3004	S 3004	S 3004	S 3004	S 3004	S 5004
Fridge/ thereof freezer compartment	l	142 / 15	96 / 11	142 / 15	142 / 15	142 / 15	142 / 15
Tank volume fresh water/ waste water	l	38 / 22	38 / 22	38 / 22	38 / 22	38 / 22	38 / 22

<sup>1</sup> Only in combination with option "bed converts single beds to double bed"

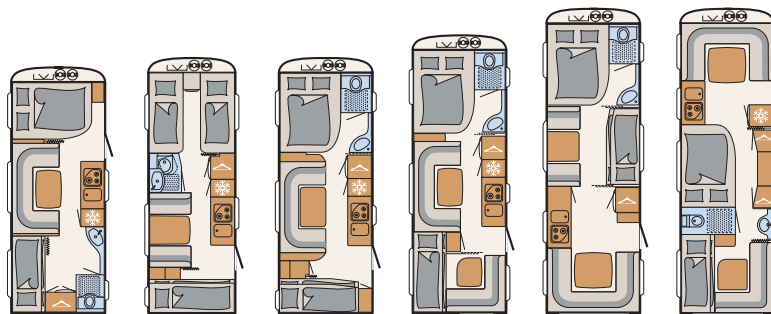
<sup>2</sup> The number of sleeping berths depends on optional bed and/or lounge conversions and the choice of options

## Packages

Safety Package	ca. 7 kg
Package components	
ATC trailer control	✓
DuoControl gas controller with crash sensor and EisEx	✓
Smoke detector	✓

Shower Package	ca. 7 kg
Package components	
Shower equipment with fitting and curtain	✓
City water connection	✓

## Camper® Technical info



CAMPER®		540 QMK	550 ESK	560 FMK	650 FMK	730 FKR	740 RFK
Width	cm	250	230	250	250	250	250
Length conversion/ total	cm	650 / 768	675 / 806	675 / 818	735 / 872	805 / 942	805 / 942
Total height/ awning size	cm	265 / 1045	265 / 1075	265 / 1075	265 / 1135	265 / 1205	265 / 1205
Bed front	cm	200x140	2x (200x85)	200x155	200x155	200x155	230x140
Bed lengthwise	cm	230x115	190x100	230x115	225x115	2x (195x75)	200x145
Bed alternative	cm	-	200x210 <sup>1</sup>	-	-	205x75	-
Bed rear	cm	2x (190x75)	2x (210x75)	2x (195x75)	2x (200x75)	230x155	2x (190x75)
Sleeping berths		6 <sup>2</sup>	6 <sup>2</sup>	6 <sup>2</sup>	6 <sup>2</sup>	8 <sup>2</sup>	7 <sup>2</sup>
Mass in running order (MIRO)	kg	1485	1440	1545	1765	1835	1860
Payload	kg	215	160	155	235	165	340
Maximum authorised weight	kg	1700	1600	1700	2000	2000	2200
Max. weight upgrade	kg	2000	2000	2000	2500	2800	2800
Chassis single axle (1), tandem axle (2)		1	1	1	2	2	2
Heating		S 5004	S 5004	S 5004	S 5004	S 5004	S 5004
Fridge/ thereof freezer compartment	l	142 / 15	142 / 15	142 / 15	142 / 15	96 / 11	175 / 31
Tank volume fresh water/ waste water	l	38 / 22	38 / 22	38 / 22	38 / 22	38 / 22	38 / 22

<sup>1</sup> Only in combination with option "bed converts single beds to double bed"

<sup>2</sup> The number of sleeping berths depends on optional bed and/or lounge conversions and the choice of options

## Packages

### Styling Package white

ca. 50 kg

#### Package components

Smooth sides white	✓
Front and high-level rear moulding incl. roof rails	✓
Alloy wheels	✓
Draw bar cover	✓
Maneuvering handles chrome	✓

### Styling Package silver

ca. 50 kg

#### Package components

Smooth sides titansilver metallic	✓
Front and high-level rear moulding incl. roof rails	✓
Alloy wheels	✓
Draw bar cover	✓
Maneuvering handles chrome	✓

## Options

Options															
	Additional weight (kg)	Code	460 EL	470 ER	470 FR	500 QSK	510 ER	530 FSK	540 QMK	550 ESK	560 FMK	650 FMK	730 FKR	740 RFK	
Chassis/Base															
Big feet	1	6348	○	○	○	○	○	○	○	○	○	○	○	○	
ATC trailer control	4	748	○	○	○	○	○	○	○	○	○	○	○	○	
Weight upgrade to 1600kg	24	322	○	○	○	○	○	●	–	●	–	–	–	–	
Weight upgrade to 1700kg	24	278	○	○	○	○	○	○	●	○	●	–	–	–	
Weight upgrade to 1800kg	24	279	–	○	○	○	○	○	○	○	○	–	–	–	
Weight upgrade to 1900kg (incl. alloy wheel 225/70R15C)	27	394	–	–	–	–	–	○	○	○	○	–	–	–	
Weight upgrade to 2000kg (single axle incl. alloy wheel 225/70R15C)	27	138	–	–	–	–	–	○	○	○	○	●	●	–	
Weight upgrade to 2200kg	18	6351	–	–	–	–	–	–	–	–	–	○	○	●	
Weight upgrade to 2500kg	18	496	–	–	–	–	–	–	–	–	–	○	○	○	
Weight upgrade to 2800kg	30	7713	–	–	–	–	–	–	–	–	–	–	○	○	
Alloy wheel 185 R14 C LI 102, up to 1600 kg	u.r.	836	○	○	○	○	○	○	–	○	–	–	–	–	
Alloy wheel 185/70 R14 LI 88, up to 2000kg	u.r.	840	–	–	–	–	–	–	–	–	–	○	○	–	
Alloy wheel set 195 R14 C LI 106, 1700kg and 1800kg	4	838	○	○	○	○	○	○	○	○	○	–	–	–	
Alloy wheel 195/70R14 C LI 104, 2200kg to 2800kg	4	859	–	–	–	–	–	–	–	–	–	○	○	○	
Alloy wheels 225/70 R15C LI 112, 1900kg and 2000kg	6	1093	–	–	–	–	–	○	○	○	○	–	–	–	
Single-axle premium wheel set 195 R14 C LI 106 (with steel wheel 1700kg and 1800kg)	4	832	○	○	○	○	○	○	●	○	●	–	–	–	
Tandem-axle premium wheel set 195/70 R14 (with steel wheel 2200kg - 2800kg)	4	858	–	–	–	–	–	–	–	–	–	○	○	●	
Spare alloy wheel 185 R14 C LI 102, up to 1600kg	17	837	○	○	○	○	○	–	–	–	–	–	–	–	
Spare alloy wheel set 185/70/R14 LI 88, up to 2000kg	16	841	–	–	–	–	–	–	–	–	–	○	○	–	
Spare alloy wheel 195 R14 8PR LI 106, 1700kg and 1800kg	21,5	839	○	○	○	○	○	–	–	–	○	–	–	–	
Spare alloy wheel set 195/70R14 C LI 104, 2200kg to 2800kg	17	861	–	–	–	–	–	–	–	–	–	○	○	○	
Spare alloy wheel 225/70/R15C LI 112, 1900kg and 2000kg	22,5	1092	–	–	–	–	–	–	–	–	○	–	–	–	
Spare steel wheel 185 R14 C 8 PR, up to 1600kg	18	831	○	○	○	○	○	○	–	–	–	–	–	–	
Spare steel wheel set 185/70/R14 LI 88, up to 2000kg	18	835	–	–	–	–	–	–	–	–	–	○	○	–	
Spare steel wheel 195 R14 C LI 106, 1700kg and 1800kg	22,5	833	○	○	○	○	○	–	–	–	○	–	–	–	
Spare steel wheel set 195/70R14 C LI 104, 2200kg to 2800kg	20	860	–	–	–	–	–	–	–	–	–	○	○	○	
Break-down kit	1	620	○	○	○	○	○	○	○	○	○	○	○	○	
Draw bar cover	8	434	○	○	○	○	○	○	○	○	○	○	○	○	
Bodywork exterior															
Front window (bed area), if washroom in front	5	855	–	–	○	–	–	○	–	–	○	○	○	–	
Front window	4	982	○	○	–	○	○	–	○	○	–	–	–	●	
Flush fitting windows (not possible for front and rear windows)	3	7561	○	○	○	○	○	○	○	○	○	○	○	○	
Heki II - skylight incl. illuminated roof lining (instead of standard Midi Heki in Camper and Nomad)	8	274	○	○	○	○	○	○	○	○	○	○	○	○	
Skyroof with two skylights (not in comb. with A/C)	28	7466	–	–	○	○	○	○	–	–	○	–	○	–	
Front moulding with high attachment and roof rails	12	624	○	○	○	○	○	○	○	○	○	○	○	○	
Styrofoam insulation	0,5 kg/m²	179	○	○	○	–	–	–	–	–	–	–	–	–	
Styrofoam insulation (front, rear, sides)	0,5 kg/m²	179	–	–	–	○	○	○	○	○	○	○	○	○	
Smooth sides white	1 kg/m²	443	○	○	○	–	–	–	–	–	–	–	–	–	
Smooth sides white	1 kg/m²	443	–	–	–	○	○	○	○	○	○	○	○	○	
Smooth sides titansilver metallic	1 kg/m²	659	○	○	○	–	–	–	–	–	–	–	–	–	
Smooth sides titansilver metallic	1 kg/m²	659	–	–	–	○	○	○	○	○	○	○	○	○	
Access locker door 749mm x 297mm (rear left)	2	1077	○	○	○	–	–	–	–	–	–	–	–	–	
Access locker door 749mm x 297mm (rear right)	2	1078	○	○	○	–	–	–	–	–	–	–	–	–	
Access locker door 1069mm x 299mm (rear right)	2	1086	–	–	–	–	○	–	–	–	–	●	○	○	
Access locker door 1550mm x 1050mm with window	8	9486	–	–	–	–	–	–	○	–	–	○	–	○	
Access locker door 1069mm x 299mm (rear left)	2	1085	–	–	–	–	–	–	–	–	–	–	○	–	
Access locker door 997mm x 419mm (front left)	2,2	1079	–	○	●	–	○	–	–	○	●	○	●	–	
Access locker door 648mm x 348mm (front left)	2	1071	–	○	○	–	○	–	●	○	–	–	–	–	
One-piece habitation door with window	3	862	○	○	○	○	○	○	○	○	○	○	○	○	
Bodywork interior															
Smoke detector	0,5	8949	○	○	○	○	○	○	○	○	○	○	○	○	
Fire extinguisher 2 kg	3,5	843	○	○	○	○	○	○	○	○	○	○	○	○	

	Additional weight (kg)	Code	460 EL	470 ER	470 FR	500 QSK	510 ER	530 FSK	540 QMK	550 ESK	560 FMK	650 FMK	730 FKR	740 RFK
<b>Furniture layouts</b>														
3 bunk beds, not foldable	20	200	–	–	–	○	–	○	○	○	○	○	–	○
3 bunk beds, not foldable, instead of seating lounge	u.r.	9775	–	–	–	–	–	–	–	–	–	–	○	–
Bed convert single beds to double bed	5	685	○	○	–	–	○	–	–	○	–	–	–	–
Bed frame with adjustable head section	1	871	○	○	–	–	○	–	–	○	–	–	–	–
<b>Bathroom</b>														
Alternative bathroom	4	604	–	–	–	–	–	○	–	–	○	○	○	–
<b>Kitchen</b>														
Oven	17	572	○	–	○	○	○	○	○	○	○	○	○	○
Extractor fan	3	785	○	○	○	○	○	○	○	○	○	○	○	○
Kitchen block with large fridge (175l) sep. freezer and electr. ignition	18	429	–	–	–	–	–	–	–	–	–	–	○	–
Kitchen worktop extension	1	1107	–	–	○	–	○	–	–	–	–	–	○	○
<b>Upholstery</b>														
7-zone WATERGEL mattress for double bed, made of heat-regulating material	4	8214	–	–	○	○	–	○	○	–	○	○	○	○
7-zone WATERGEL mattress for single bed left, made of heat-regulating material	2	8215	○	○	–	–	○	–	–	○	–	–	–	–
7-zone WATERGEL mattress for single bed right, made of heat-regulating material	2	8216	○	○	–	–	○	–	–	○	–	–	–	–
Carpets, looped	8-10	513	○	○	○	○	○	○	○	○	○	○	○	○
Bedspread	u.r.	6530	○	○	○	○	○	○	○	○	○	○	○	○
Corner head rests for lounge	2	9236	–	○	○	–	○	–	○	–	○	○	○	○
<b>Gas installation</b>														
DuoControl gas controller with crash sensor and EisEx	2,5	784	○	○	○	○	○	○	○	○	○	○	○	○
Gas socket (exterior)	1	187	○	○	○	○	○	○	○	○	○	○	○	○
<b>Water supply/Installation</b>														
Waste water tank inside	6	9456	–	–	○	–	○	○	○	○	○	○	○	○
Waste water pipes insulated and heated	5	520	○	○	○	○	○	○	○	○	○	○	○	○
Exterior shower	2	396	○	○	○	○	○	○	○	○	○	○	○	○
Fresh water tank 70l	2,5	592	○	○	○	○	○	○	○	○	○	○	○	○
City water connection	2	414	○	○	○	○	○	○	○	○	○	○	○	○
Warm water supply boiler 10l gas boiler (not for option 205)	25	124	○	○	○	○	○	○	○	○	○	○	○	○
Warm water supply with boiler 14l, electr.	20	551	○	○	○	○	○	○	○	○	○	○	○	○
Warm water supply with boiler (gas/electric)	25	8256	–	–	–	–	–	–	–	–	–	○	–	○
Shower equipment with fitting and curtain	5	1097	○	○	○	○	○	○	○	○	○	○	○	○
<b>Heating/Air-conditioning</b>														
Additional heating Ultraheat for S 3004, electric 220 V	2	364	○	○	○	○	○	–	–	–	–	–	–	–
Additional heating Ultraheat for 5004, electric 220 V	2	422	–	○	○	○	○	○	○	○	○	○	○	○
Fan 12V for S 3004	u.r.	177	○	○	○	○	○	–	–	–	–	–	–	–
Fan 12V with automatic speed control S 5004	2	178	–	○	○	○	○	○	○	○	○	○	○	○
Warm air heating Combi 4 G/E	15	10480	○	–	–	–	–	–	–	–	–	–	–	–
Warm air heating Combi 6 G/E	15	9427	–	–	–	–	–	–	○	–	○	–	–	–
Warm water heating	40	205	–	–	–	–	–	○	○	○	○	○	○	○
Heating operation by I-Net-Box	3	9960	○	–	–	–	–	○	○	○	○	○	○	○
Air-conditioning pre-wiring (not in comb. with Midi Heki)	u.r.	172	○	○	○	○	○	○	○	○	○	○	○	○
Roof A/C	35	8145	○	○	○	○	○	○	○	○	○	○	○	○
Connecting cable air-conditioning to heating (only in comb. with A/C)	u.r.	9115	○	–	–	–	–	○	○	○	○	○	○	○
Electrical floor heating	9	387	○	○	○	○	○	○	○	○	○	○	○	○
Warm water floor heating (only in comb. with option 205)	10	674	–	–	–	–	–	○	○	○	○	○	○	○
<b>Electrics/Installation</b>														
Indirect lighting	2	8624	○	○	○	○	○	○	○	○	○	○	○	○
<b>Multimedia systems</b>														
TV bracket	2	678	○	○	○	○	○	○	○	○	○	○	○	○
TV 22" incl. DVD and receiver	3,5	1103	○	○	○	○	○	○	○	○	○	○	○	○

	Additional weight (kg)	Code	460 EL	470 ER	470 FR	500 QSK	510 ER	530 FSK	540 QMK	550 ESK	560 FMK	650 FMK	730 FKR	740 RFK
<b>Multimedia systems</b>														
Audio exterior connection multi-function output, 12 V, 220 V, TV and SAT	1	611	○	○	○	○	○	○	○	○	○	○	○	○
Radio section	u.r.	873	○	○	○	○	○	○	○	○	○	○	○	○
CD tuner	2	992	○	○	○	○	○	○	○	○	○	○	○	○
<b>additional Packages</b>														
Winter Comfort Package (S3004)	31	5456	○	○	–	–	–	–	–	–	–	–	–	–
Winter Comfort Package PLUS	38	5457	–	–	○	○	○	–	–	–	–	–	–	–
Winter Comfort Package (S5004)	31	5458	–	–	–	–	–	○	○	○	○	○	○	○
Winter Comfort Package SNOW	71	5459	–	–	–	–	–	○	○	○	○	○	○	○
Winter Comfort Package SNOW PLUS	72	5551	–	–	–	–	–	○	○	○	○	○	○	○
Winter Comfort Package Combi 6	29	9536	–	–	–	–	–	○	–	○	–	–	–	–
Winter Comfort Package Combi 4	u.r.	10479	○	–	–	–	–	–	–	–	–	–	–	–
Electric autarkic equipment	38	492	○	○	○	○	○	○	○	○	○	○	○	○
Water and Electric Autarkic Package	67,5	5418	○	○	○	○	○	○	○	○	○	○	○	○
Mover Autarkic Package (single-axle)	78	5560	○	○	○	○	○	○	○	○	○	–	–	–
Mover Autarkic Package (tandem axle, 4WD)	100	5561	–	–	–	–	–	–	–	–	–	○	○	○
Sound Package	3,5	9449	○	○	○	○	○	○	○	○	○	○	○	○
Sound Package Plus	8	9450	○	○	○	○	○	○	○	○	○	○	○	○
TV Package	5,5	9451	○	○	○	○	○	○	○	○	○	○	○	○
TV Package Plus	20	9452	–	○	○	○	○	○	–	○	–	○	○	○
<b>Miscellaneous</b>														
Registration documents	0	0	◆	◆	◆	◆	◆	◆	◆	◆	◆	◆	◆	◆







# Camper®

## Plus Factors Interior



» Big fridge with 142 l volume and 15 l freezer (variances see technical information)



» 3-flame cooker with electrical ignition




» Gourmet kitchen with practical apothecary pull-out



» Standard warm water supply



» AirPlus for ventilation of overhead lockers



» Spotlights and USB hub can be positioned flexibly



» The big panoramic skylight with LED lights allows light and air to come in



» Telescopic one-leg table for for lots of legroom



» Perfect sleeping comfort thanks to the SleepWell system



» Handy shoe box in the entry area (variances see technical data)



» Two additional bunk beds optionally instead of the lounge in 730 FKR

# Camper®

## Plus Factors Exterior



» Opening window with blind and flyscreen



» One-piece living door with flyscreen



» Riffled metal floor and space-saving access door, to be opened upwards



» Repair-friendly, multi-piece rear



» Power-saving LED awning light



» Robust GRP roof for protection from hail and branches



» Large rear garage thanks to the fold-away bunk bed (depending on layout)



» Big feet for secure position on every ground (option)



» Insertion aid for crank handle for comfortable use



» Integrated rail in skirts



» Practical: mobile waste water tank in gas locker



» Standard access locker door for easy entrance to additional storage space



# Nomad

## Experience pays off

The Nomad radiates a new, stylish aura. With a bright, modern and fresh interior design, indirect lighting, a comprehensive standard specification and stylish details, it is the perfect caravan for discerning campers.

## Upholstery



+ Ruby



+ Chromo



+ Champion

## Wood décor



+ Noce Nagano

## Technical info

Maximum authorised weight*	1.500 - 2.200 kg
Length (incl. draw bar)	691 - 942 cm
Width	230 - 250 cm
Height	265 cm
Tandem axle	from 650 ER
Sleeping berths	3 - 8

\*Maximum value depends on layout and weight upgrade

## Nomad plus factors

- + Something for everyone: a wide range of touring caravans with double and single-bed layouts
- + Sophisticated exterior design - with chic details such as chrome trim on the side walls, design rear light moulding with integrated lights and chrome manoeuvring handles
- + Well-being atmosphere: exquisite, elegant living room design with atmospheric light concept
- + Cooking like at home: very well equipped gourmet kitchen with illuminated kitchen rear panel
- + Ready to go thanks to comprehensive standard specifications



# Standard specification

## Chassis / Base vehicle

- System lightweight chassis
- Zinc-plated chassis with inertia braking system with reversing automatic
- AAA self-adjusting brake
- AKS stabiliser
- Octagon shock absorber
- Light-weight zinc-plated corner steadies
- Sidewall skirts with integrated side-marker lamps
- High-quality tires, engineered for a speed of 100 km/h

## Conversion

- Riffled sidewalls in aluminium white, front/rear in smooth metal plate
- Robust GRP roof
- Front parts in gas locker area made of LFI (Long Fiber Injection), shock resistant, robust and repair-friendly
- Floor thickness: 42mm, sides/roof: 34mm
- Well-designed front and integral lamps in rear moulding with mid-level attachment
- Opening window (graphit grey), insulated and double-glazed; with blind and flyscreen
- Fully-insulated wheel houses
- Clear glass Mini Heki with blind and flyscreen
- Midi-Heki clear skylight with blind and flyscreen; integrated light spots
- Panoramic window (only for 490 BLF)
- Entrance door one-piece with window and flyscreen door
- Manoeuvring handles and sidewall bars in chrome
- Access locker door

## On-board installations

- Gas bottle locker for 2 x 11 kg bottles
- Space-saving gas locker door which opens upwards
- Floor of the gas bottle locker made of rot resistant and robust aluminium
- Rollable waste water tank in gas locker
- Spare wheel bracket in gas bottle locker
- Electrical water supply
- Warm water supply Therme
- Powerful warm-air heating (see technical specification for more details)

- Powerful warm-air gas heating with integrated 10l boiler (only for 490 BLF and 490 EST)
- 12 V power supply all over the vehicle
- Compact electric block with 230V safety device and 12V fuse-box in wardrobe incl. powerful transformer 340W
- CEE external output socket for 230V on-board electrics
- Awning light
- Gas control for gas hose
- LED light bar system 12V (head side bed and seating lounge)
- Variable USB power socket for light bar system
- Indirect lighting

## Kitchen

- Functional 3-flames hob with electrical ignition
- Large fridge with 142 l with 15 l freezer (variances see technical data)
- Spacious drawers with softclose function
- Indirekt beleuchtete Küchenarbeitsfläche
- Practical apothecary-style drawer (depending on layout)
- Illuminated kitchen rear panel

## Bathroom

- Skylight with flyscreen
- LED lights
- Shower tray
- Integrated design washbasin made of solid surface material

## Living comfort

- AirPlus - perfect air ventilation for the interior and ventilation of the overhead lockers and sideboards
- Adjustable and specially slatted bed frame with flexible rubber cores, adjustable for optimal use of storage compartments underneath the beds
- Ergonomic 7-zone cold foam mattress for all fixed beds and bunk beds
- Bunk beds with protection net and ladder
- Bunk bed with load capacity up to 80 kg
- Seating lounge converts to bed

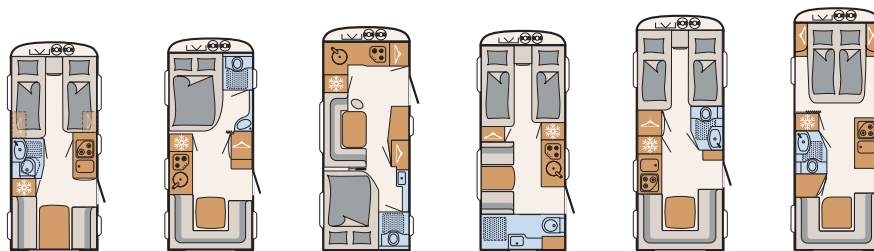
- One-legged telescopic table, height-adjustable

## Interior

- Wood décor Noce Nagano with upholstery Chromo, Champion or Ruby

# Nomad

## Technical info



NOMAD		460 EL	470 FR	490 BLF	490 EST	510 ER	530 DR
Width	cm	230	230	230	230	230	230
Length conversion/ total	cm	550 / 691	570 / 713	590 / 729	590 / 729	620 / 766	650 / 788
Total height/ awning size	cm	265 / 945	265 / 965	265 / 988	265 / 988	265 / 1015	265 / 1045
Bed front	cm	200x85 / 190x85	205x135	-	200x85 / 190x85	200x85 / 190x85	205x150
Bed lengthwise	cm	-	-	185x105	-	-	-
Bed alternative	cm	190x210 <sup>1</sup>	-	-	190x210	190x210 <sup>1</sup>	-
Bed rear	cm	210x115	210x135	210x135	185x90	210x135	210x135
Sleeping berths		3 <sup>2</sup>	4 <sup>2</sup>	3 <sup>2</sup>	3 <sup>2</sup>	4 <sup>2</sup>	4 <sup>2</sup>
Mass in running order (MIRO)	kg	1295	1300	1380	1345	1380	1395
Payload	kg	205	200	120	155	120	205
Maximum authorised weight	kg	1500	1500	1500	1500	1500	1600
Max. weight upgrade	kg	1700	1800	1800	1800	1800	2000
Chassis single axle (1), tandem axle (2)		1	1	1	1	1	1
Heating		S 3004	S 3004	Combi 4	Combi 4	S 3004	S 5004
Fridge/ thereof freezer compartment	l	142 / 15	142 / 15	142 / 15	142 / 15	142 / 15	142 / 15
Tank volume fresh water/ waste water	l	38 / 22	38 / 22	38 / 22	38 / 22	38 / 22	38 / 22

<sup>1</sup> Only in combination with option "bed converts single beds to double bed"

<sup>2</sup> The number of sleeping berths depends on optional bed and/or lounge conversions and the choice of options

## Packages

### Safety Package

ca. 7 kg

#### Package components

ATC trailer control	✓
DuoControl gas controller with crash sensor and EisEx	✓
Smoke detector	✓

### Shower Package

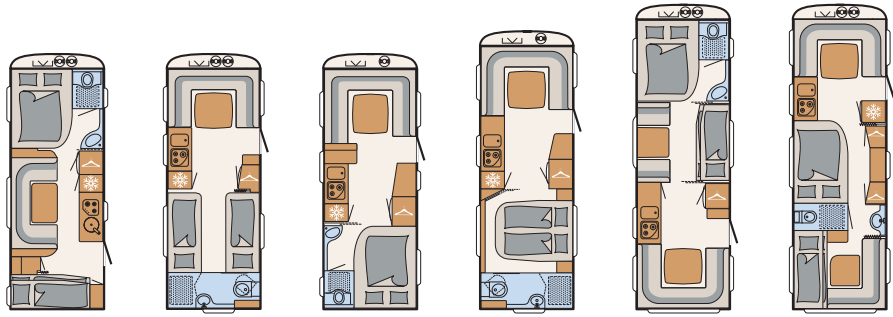
ca. 7 kg

#### Package components

Shower equipment with fitting and curtain	✓
City water connection	✓



# Nomad Technical info



NOMAD		560 FMK	560 RET	590 RF	650 RQT	730 FKR	740 RFK
Width	cm	250	250	250	250	250	250
Length conversion/ total	cm	675 / 818	675 / 818	675 / 818	735 / 872	805 / 942	805 / 942
Total height/ awning size	cm	265 / 1075	265 / 1075	265 / 1075	265 / 1135	265 / 1205	265 / 1205
Bed front	cm	200x155	230x150	230x175	230x155	200x155	230x140
Bed lengthwise	cm	230x115	-	-	-	2x (195x75)	200x145
Bed alternative	cm	-	200x230 <sup>1</sup>	-	-	200x75	-
Bed rear	cm	2x (195x75)	200x80 / 200x85	210x155	200x155	230x155	2x (195x75)
Sleeping berths		6 <sup>2</sup>	4 <sup>2</sup>	4 <sup>2</sup>	4 <sup>2</sup>	8 <sup>2</sup>	7 <sup>2</sup>
Mass in running order (MIRO)	kg	1570	1560	1575	1740	1890	1900
Payload	kg	130	140	125	260	310	300
Maximum authorised weight	kg	1700	1700	1700	2000	2200	2200
Max. weight upgrade	kg	2000	2000	2000	2500	2800	2800
Chassis single axle (1), tandem axle (2)		1	1	1	2	2	2
Heating		S 5004	S 5004	S 5004	S 5004	S 5004	S 5004
Fridge/ thereof freezer compartment	l	142 / 15	142 / 15	142 / 15	142 / 15	96 / 11	175 / 31
Tank volume fresh water/ waste water	l	38 / 22	38 / 22	38 / 22	38 / 22	38 / 22	38 / 22

<sup>1</sup> Only in combination with option "bed converts single beds to double bed"

<sup>2</sup> The number of sleeping berths depends on optional bed and/or lounge conversions and the choice of options

## Packages

### Styling Package white

ca. 50 kg

#### Package components

Smooth sides white	✓
Front and high-level rear moulding incl. roof rails	✓
Alloy wheels	✓
Draw bar cover	✓

### Styling Package silver

ca. 50 kg

#### Package components

Smooth sides titansilver metallic	✓
Front and high-level rear moulding incl. roof rails	✓
Alloy wheels	✓
Draw bar cover	✓

## Options

Options			Additional weight (kg)	Code	460 EL	470 FR	490 BLF	490 EST	510 ER	530 DR	560 FMK	560 RET	590 RF	650 RQT	730 FKR	740 RFK
Chassis/Base																
Big feet	1	6348	○	○	○	○	○	○	○	○	○	○	○	○	○	○
ATC trailer control	4	748	○	○	○	○	○	○	○	○	○	○	○	○	○	○
Weight upgrade to 1600kg	24	322	○	○	○	○	○	○	●	-	-	-	-	-	-	-
Weight upgrade to 1700kg	24	278	○	○	○	○	○	○	○	●	●	●	-	-	-	-
Weight upgrade to 1800kg	24	279	-	○	○	○	○	○	○	○	○	○	○	-	-	-
Weight upgrade to 1900kg (incl. alloy wheel 225/70R15C)	27	394	-	-	-	-	-	-	○	○	○	○	○	-	-	-
Weight upgrade to 2000kg (single axle incl. alloy wheel 225/70R15C)	27	138	-	-	-	-	-	-	○	○	○	○	○	●	-	-
Weight upgrade to 2200kg	18	6351	-	-	-	-	-	-	-	-	-	-	-	○	●	●
Weight upgrade to 2500kg	18	496	-	-	-	-	-	-	-	-	-	-	-	○	○	○
Weight upgrade to 2800kg	30	7713	-	-	-	-	-	-	-	-	-	-	-	-	○	○
Alloy wheel 185 R14 C LI 102, up to 1600 kg	u.r.	836	○	○	○	○	○	○	○	-	-	-	-	-	-	-
Alloy wheel 185/70 R14 LI 88, up to 2000kg	u.r.	840	-	-	-	-	-	-	-	-	-	-	-	○	-	-
Alloy wheel set 195 R14 C LI 106, 1700kg and 1800kg	4	838	○	○	○	○	○	○	○	○	○	○	○	-	-	-
Alloy wheel 195/70R14 C LI 104, 2200kg to 2800kg	4	859	-	-	-	-	-	-	-	-	-	-	-	○	○	○
Alloy wheels 225/70 R15C LI 112, 1900kg and 2000kg	6	1093	-	-	-	-	-	-	○	○	○	○	○	-	-	-
Single-axle premium wheel set 195 R14 C LI 106 (with steel wheel 1700kg and 1800kg)	4	832	○	○	○	○	○	○	○	●	●	●	-	-	-	-
Tandem-axle premium wheel set 195/70 R14 (with steel wheel 2200kg - 2800kg)	4	858	-	-	-	-	-	-	-	-	-	-	-	○	●	●
Spare alloy wheel 185 R14 C LI 102, up to 1600kg	17	837	○	○	○	○	-	○	-	-	-	-	-	-	-	-
Spare alloy wheel set 185/70/R14 LI 88, up to 2000kg	16	841	-	-	-	-	-	-	-	-	-	-	-	○	-	-
Spare alloy wheel 195 R14 8PR LI 106, 1700kg and 1800kg	21,5	839	○	○	○	○	-	○	○	○	○	○	-	-	-	-
Spare alloy wheel set 195/70R14 C LI 104, 2200kg to 2800kg	17	861	-	-	-	-	-	-	-	-	-	-	-	○	○	○
Spare alloy wheel 225/70/R15C LI 112, 1900kg and 2000kg	22,5	1092	-	-	-	-	-	-	-	○	-	○	-	-	-	-
Spare steel wheel 185 R14 C 8 PR, up to 1600kg	18	831	○	○	○	○	-	○	-	-	-	-	-	-	-	-
Spare steel wheel set 185/70/R14 LI 88, up to 2000kg	18	835	-	-	-	-	-	-	-	-	-	-	-	○	-	-
Spare steel wheel 195 R14 C LI 106, 1700kg and 1800kg	22,5	833	○	○	○	○	-	○	○	○	○	○	-	-	-	-
Spare steel wheel set 195/70R14 C LI 104, 2200kg to 2800kg	20	860	-	-	-	-	-	-	-	-	-	-	-	○	○	○
Break-down kit	1	620	○	○	○	○	○	○	○	○	○	○	○	○	○	○
Draw bar cover	8	434	○	○	○	○	○	○	○	○	○	○	○	○	○	○
Bodywork exterior																
Front window (bed area), if washroom in front	5	855	-	○	-	-	-	-	-	○	-	-	-	-	○	-
Front window	4	982	○	-	-	○	○	○	○	-	●	●	●	-	-	●
Rear window	4	1108	●	-	○	-	-	-	●	-	-	○	-	-	●	●
Flush fitting windows (not possible for front and rear windows)	3	7561	○	○	○	○	○	○	○	○	○	○	○	○	○	○
Heki II - skylight incl. illuminated roof lining (instead of standard Midi Heki in Camper and Nomad)	8	274	○	○	-	○	○	○	○	○	○	○	○	○	○	○
Skyroof with two skylights (not in comb. with A/C)	28	7466	-	○	-	-	-	-	-	○	○	○	○	○	○	-
Front moulding with high attachment and roof rails	12	624	○	○	○	○	○	○	○	○	○	○	○	○	○	○
Styrofoam insulation	0,5 kg/m²	179	○	○	-	-	-	-	-	-	-	-	-	-	-	-
Styrofoam insulation (front, rear, sides)	0,5 kg/m²	179	-	-	○	○	○	○	○	○	○	○	○	○	○	○
Smooth sides white	1 kg/m²	443	○	○	-	-	-	-	-	-	-	-	-	-	-	-
Smooth sides white	1 kg/m²	443	-	-	○	○	○	○	○	○	○	○	○	○	○	○
Smooth sides titansilver metallic	1 kg/m²	659	○	○	-	-	-	-	-	-	-	-	-	-	-	-
Smooth sides titansilver metallic	1 kg/m²	659	-	-	○	○	○	○	○	○	○	○	○	-	-	○
Access locker door 749mm x 297mm (rear left)	2	1077	○	○	-	-	-	-	-	-	-	-	-	-	-	-
Access locker door 749mm x 297mm (rear right)	2	1078	○	○	-	-	-	-	-	-	-	-	-	-	-	-
Access locker door 1069mm x 299mm (rear right)	2	1086	-	-	-	-	○	○	-	-	-	-	-	-	○	○
Access locker door 1550mm x 1050mm with window	8	9486	-	-	-	-	-	-	-	-	-	-	-	-	-	○
Access locker door 1069mm x 299mm (rear left)	2	1085	-	-	-	-	-	-	-	-	-	-	-	-	○	-
Access locker door 1069mm x 299mm (front right)	2	1084	-	-	-	-	-	-	-	-	○	○	○	○	-	●
Access locker door 997mm x 419mm (rear right)	2,2	1082	-	-	-	-	-	-	-	-	○	●	●	-	-	-
Access locker door 997mm x 419mm (front left)	2,2	1079	-	●	-	-	○	-	●	-	-	-	-	-	●	-
Access locker door 648mm x 348mm (front left)	2	1071	-	○	-	-	○	○	-	-	-	-	-	-	-	-
Bodywork interior																
Smoke detector	0,5	8949	○	○	○	○	○	○	○	○	○	○	○	○	○	○
Fire extinguisher 2 kg	3,5	843	○	○	○	○	○	○	○	○	○	○	○	○	○	○

	Additional weight (kg)	Code	460 EL	470 FR	490 BLF	490 EST	510 ER	530 DR	560 FMK	560 RET	590 RF	650 RQT	730 FKR	740 RFK
<b>Furniture layouts</b>														
3 bunk beds, not foldable	20	200	–	–	–	–	–	–	○	–	–	–	–	○
3 bunk beds, not foldable, instead of seating lounge	u.r.	9775	–	–	–	–	–	–	–	–	–	–	○	–
Ski case	8	9443	–	–	–	–	–	–	–	○	○	–	–	–
Bed convert single beds to double bed	5	685	○	–	–	○	○	–	–	○	–	–	–	–
Bed frame with adjustable head section	1	871	○	–	–	○	○	–	–	○	–	–	–	–
<b>Bathroom</b>														
Alternative bathroom	4	604	–	–	–	–	–	–	○	–	○	–	○	–
<b>Kitchen</b>														
Oven	17	572	○	○	○	○	○	○	○	○	○	○	○	○
Extractor fan	3	785	○	○	–	○	○	○	○	○	○	○	○	○
Kitchen block with large fridge (175l) sep. freezer and electr. ignition	18	429	–	–	–	–	–	–	–	–	–	–	○	–
Kitchen worktop extension	1	1107	–	○	–	–	○	–	–	○	–	○	○	○
<b>Upholstery</b>														
7-zone WATERGEL mattress for double bed, made of heat-regulating material	4	8214	–	○	○	–	–	○	○	–	○	○	○	○
7-zone WATERGEL mattress for single bed left, made of heat-regulating material	2	8215	○	–	–	○	○	–	–	○	–	–	–	–
7-zone WATERGEL mattress for single bed right, made of heat-regulating material	2	8216	○	–	–	○	○	–	–	○	–	–	–	–
Carpets, looped	8-10	513	○	○	○	○	○	○	○	○	○	○	○	○
Bedspread	u.r.	6530	○	○	○	○	○	○	○	○	○	○	○	○
Corner head rests for lounge	2	9236	–	○	–	–	○	○	○	○	○	○	○	○
<b>Gas installation</b>														
DuoControl gas controller with crash sensor and EisEx	2,5	784	○	○	○	○	○	○	○	○	○	○	○	○
Gas socket (exterior)	1	187	○	○	○	○	○	○	○	○	○	○	○	○
<b>Water supply/Installation</b>														
Waste water tank inside	6	9456	–	○	○	○	○	○	○	○	○	○	○	○
Waste water pipes insulated and heated	5	520	○	○	○	○	○	○	○	○	○	○	○	○
Exterior shower	2	396	○	○	○	○	○	○	○	○	○	○	○	○
Fresh water tank 70l	2,5	592	○	○	○	○	○	○	○	○	○	○	○	○
City water connection	2	414	○	○	○	○	○	○	○	○	○	○	○	○
Shower equipment with fitting and curtain	5	1097	○	○	○	○	○	○	○	○	○	○	○	○
<b>Heating/Air-conditioning</b>														
Additional heating Ultraheat for S 3004, electric 220 V	2	364	○	○	–	–	○	–	–	–	–	–	–	–
Additional heating Ultraheat for 5004, electric 220 V	2	422	–	–	–	–	–	○	○	○	○	○	○	○
Fan 12V for S 3004	u.r.	177	○	○	–	–	○	–	–	–	–	–	–	–
Fan 12V with automatic speed control S 5004	2	178	–	–	–	–	–	○	○	○	○	○	○	○
Warm air heating Combi 4 G/E	15	10480	○	○	⊗	⊗	○	–	–	–	–	–	–	–
Warm air heating Combi 6 G/E	15	9427	–	–	–	–	–	○	○	○	○	○	○	○
Warm water heating	40	205	–	–	–	–	–	○	○	○	○	○	○	○
Heating operation by I-Net-Box	3	9960	○	○	○	○	○	○	○	○	○	○	○	○
Air-conditioning pre-wiring (not in comb. with Midi Heki)	u.r.	172	○	○	○	○	○	○	○	○	○	○	○	○
Roof A/C	35	8145	○	○	○	○	○	○	○	○	○	○	○	○
Connecting cable air-conditioning to heating (only in comb. with A/C)	u.r.	9115	○	○	○	○	○	○	○	○	○	○	○	○
Electrical floor heating	9	387	○	○	○	○	○	○	○	○	○	○	○	○
Warm water floor heating (only in comb. with option 205)	10	674	–	–	–	–	–	○	○	○	○	○	○	○
<b>Multimedia systems</b>														
TV bracket	2	678	○	○	○	○	○	○	○	○	○	○	○	○
TV 22" incl. DVD and receiver	3,5	1103	○	○	○	○	○	○	○	○	○	○	○	○
Audio exterior connection multi-function output, 12 V, 220 V, TV and SAT	1	611	○	○	○	○	○	○	○	○	○	○	○	○
Radio section	u.r.	873	○	○	○	○	○	○	○	○	○	○	○	○
CD tuner	2	992	○	○	○	○	○	○	○	○	○	○	○	○

	Additional weight (kg)	Code	460 EL	470 FR	490 BLF	490 EST	510 ER	530 DR	560 FMK	560 RET	590 RF	650 RQT	730 FKR	740 RFK
<b>Multimedia systems</b>														
TV pre-wiring in sleeping area	2	9360	-	-	-	-	-	-	-	-	-	○	-	-
<b>additional Packages</b>														
Winter Comfort Package SNOW	71	5459	-	-	-	-	-	○	○	○	○	○	○	○
Winter Comfort Package SNOW PLUS	72	5551	-	-	-	-	-	○	○	○	○	○	○	○
Winter Comfort Package Combi 6	29	9536	-	-	-	-	-	○	○	○	○	○	○	-
Winter Comfort Package Combi 4	u.r.	10479	○	○	-	-	○	-	-	-	-	-	-	-
Electric autarkic equipment	38	492	○	○	○	○	○	○	○	○	○	○	○	○
Winter Comfort Package (for Combi 4)	u.r.	10481	-	-	○	○	-	-	-	-	-	-	-	-
Water and Electric Autarkic Package (when Combi heating)	40,5	9943	-	-	○	○	-	-	-	-	-	-	-	-
Mover Autarkic Package (single-axle)	78	5560	○	○	○	○	○	○	○	○	○	-	-	-
Mover Autarkic Package (tandem axle, 4WD)	100	5561	-	-	-	-	-	-	-	-	-	○	○	○
Sound Package	3,5	9449	○	○	○	○	○	○	○	○	○	○	○	○
Sound Package Plus	8	9450	○	○	○	○	○	○	○	○	○	○	○	○
TV Package	5,5	9451	○	○	○	○	○	○	○	○	○	○	○	○
TV Package Plus	20	9452	-	○	○	○	○	-	-	○	-	○	○	○
Water and Electric Autarkic Package Combi 4	58	11031	○	○	-	-	○	-	-	-	-	-	-	-
Water and Electric Autarkic Package Combi 6	58	11032	-	-	-	-	-	○	○	○	○	○	○	○
<b>Miscellaneous</b>														
Registration documents	0	0	◆	◆	◆	◆	◆	◆	◆	◆	◆	◆	◆	◆





# Nomad

## Plus Factors Interior



» Big fridge with 142 l volume and 15 l freezer (variances see technical information)



» 3-flame cooker with electrical ignition



» Telescopic one-leg table for more space



» Standard warm water supply



» Gourmet kitchen with practical apothecary pull-out



» Spotlights and USB hub can be positioned flexibly



» Perfect sleeping comfort thanks to the SleepWell system



» Ambience illumination for comfy atmosphere



» The big panoramic skylight with LED lights allows light and air to come in




» Wide-opening softclose hinge



» AirPlus for ventilation of overhead lockers

# Nomad

## Plus Factors Exterior



- » Robust GRP roof for protection from hail and branches



- » One-piece habitation door with flyscreen and window



- » Standard access locker door for easy access to additional storage space



- » Big feet for secure position on every ground (option)



- » Power-saving LED awning light



- » Design rear moulding with integrated lighting



- » Ruffled metal floor and space-saving access door, to be opened upwards



- » Insertion aid for crank handle for comfortable use



- » Integrated rail in skirts



- » Practical: mobile waste water tank in gas locker



- » Ski case: Perfect storage space for your winter sports equipment (option, variances see technical information)



- » Flush-fitting windows for perfect insulation (option)



Additional information can be found at: [www.dethleffs.com/caravans/nomad](http://www.dethleffs.com/caravans/nomad)



# Exclusiv

## 5-star caravanning

Get out into nature, enjoy the fresh wind and air but with style and no compromise on comfort. That is what the Exclusiv stands for. High-quality materials, modern overhead locker doors with 3D decoration elements, dimmable and ambient lighting and beautiful details give some aesthetics and comfort.

## Upholstery



+ Lavin



+ Amaro



+ Castello  
(real leather, option)



+ Fascino  
(real leather, option)

## Wood décor



+ Dakota Oak



+ Dakota Oak  
(option)

### Technical info

Maximum authorised weight*	1.800 - 2.200 kg
Length (incl. draw bar)	788 - 942 cm
Width	250 cm
Height	265 cm
Tandem axle	from 650 RET
Sleeping berths	4 - 8

\*Maximum value depends on layout and weight upgrade

### Exclusiv plus factors

- + Exclusive ambience: ambient lighting and illuminated kitchen splash wall
- + Exclusive design: exterior with chic details like draw bar cover, chrome trim lines and illuminated LED trim line on awning side
- + Easy entry: Coupé entry with extra wide entrance door
- + Gourmet holidays at its best: GourmetPlus kitchen with 4-flames gas hob and lots of space for the meal preparation
- + Wide selection: Upholstery niftily stitched, or leather upholstery (option) in combination with classy wood décor



# Standard specification

## Chassis / Base vehicle

- System lightweight chassis
- Zinc-plated chassis with inertia braking system with reversing automatic
- AAA self-adjusting brake
- AKS stabiliser
- Octagon shock absorber
- Draw bar cover
- Light-weight zinc-plated corner steadies
- Sidewall skirts with integrated side-marker lamps
- High-quality tires, engineered for a speed of 100 km/h

## Conversion

- Riffled sidewalls in aluminium white, front/rear in smooth metal plate
- Robust GRP roof
- Front parts in gas locker area made of LFI (Long Fiber Injection), shock resistant, robust and repair-friendly
- Floor thickness: 42mm, sides/roof: 34mm
- Well-designed front and integral lamps in rear moulding with mid-level attachment
- Opening window (graphit grey), insulated and double-glazed; with blind and flyscreen
- Comfortable Coupé entrance, insulated
- Fully-insulated wheel houses
- Clear glass Mini Heki with blind and flyscreen
- Panoramic skylight "Luxus" with blind, elegant roof lining with integrated spots
- Extra wide entrance door with window and flyscreen, one-piece
- High-quality double blinds
- Manoeuvring handles and sidewall bars in chrome
- Access locker door

## On-board installations

- Gas bottle locker for 2 x 11 kg bottles
- Space-saving gas locker door which opens upwards
- Floor of the gas bottle locker made of rot resistant and robust aluminium
- Rollable waste water tank in gas locker
- Spare wheel bracket in gas bottle locker
- Electrical water supply
- Warm water supply Therme

- Powerful warm-air heating (see technical specification for more details)
- 12 V power supply all over the vehicle
- Compact electric block with 230V safety device and 12V fuse-box in wardrobe incl. powerful transformer 340W
- CEE external output socket for 230V on-board electrics
- Awning light
- Gas control for gas hose
- Illuminated chrome trim on tent side
- LED spots 12 V (living and sleeping area)
- LED reading lamps for sleeping area
- Indirect dimmable ambient lighting

## Kitchen

- Professional 4-flames gas hob with electrical ignition and powerful burners
- Large fridge with 175 l with 31 l freezer (not for 550 ER and 560 FR)
- Spacious drawers with LED illumination and softclose function
- Practical apothecary-style drawer (depending on layout)
- Illuminated kitchen rear panel
- Smart kitchen worktop extension, integrated space-saving in kitchen unit (not for 560 FR and 650 RET)

## Bathroom

- Skylight with flyscreen
- Shower tray
- Elegant design washbasin

## Living comfort

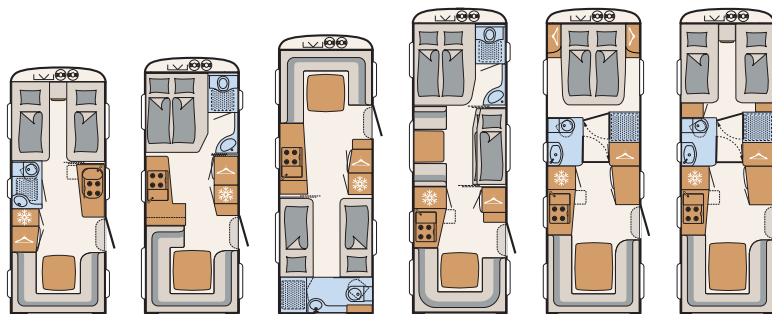
- AirPlus - perfect air ventilation for the interior and ventilation of the overhead lockers and sideboards
- Adjustable and specially slatted bed frame with flexible rubber cores, adjustable for optimal use of storage compartments underneath the beds
- Ergonomic 7-zone cold foam mattress for all fixed beds and bunk beds
- Bunk beds with protection net and ladder
- Bunk bed with load capacity up to 80 kg
- Spacious pull-out unit in seating chest
- Headrests for main seating lounge
- Headrest for bed area (not for 650 RET)
- Seating lounge converts to bed

- One-legged telescopic table, height-adjustable

## Interior

- Wood decor Dakota Oak with upholstery Amaro or Lavin

## Exclusiv Technical info



EXCLUSIV		550 ER	560 FR	650 RET	730 FKR	760 DR	760 ER
Width	cm	250	250	250	250	250	250
Length conversion/ total	cm	650 / 788	675 / 818	735 / 872	805 / 942	805 / 942	805 / 942
Total height/ awning size	cm	265 / 1045	265 / 1070	265 / 1130	265 / 1200	265 / 1200	265 / 1200
Bed front	cm	200/90 195/90	200x155	230x165	200x155	205x155	2x (200x95)
Bed lengthwise	cm	-	-	-	2x (200x75)	-	-
Bed alternative	cm	200x230 <sup>1</sup>	-	200x230 <sup>1</sup>	200x75	-	230x200 <sup>1</sup>
Bed rear	cm	230x145	230x195 (n. Lounge)	2x (200x85)	230x155	230x180	230x180
Sleeping berths		4 <sup>2</sup>	4 <sup>2</sup>	4 <sup>2</sup>	8 <sup>2</sup>	4 <sup>2</sup>	4 <sup>2</sup>
Mass in running order (MIRO)	kg	1615	1660	1845	1955	1960	1960
Payload	kg	185	140	355	245	240	240
Maximum authorised weight	kg	1800	1800	2200	2200	2200	2200
Max. weight upgrade	kg	2000	2000	2500	2800	2800	2800
Chassis single axle (1), tandem axle (2)		1	1	2	2	2	2
Heating		S 5004	S 5004	S 5004	S 5004	S 5004	S 5004
Fridge/ thereof freezer compartment	l	142 / 15	142 / 15	175 / 31	175 / 31	175 / 31	175 / 31
Tank volume fresh water/ waste water	l	38 / 22	38 / 22	38 / 22	38 / 22	38 / 22	38 / 22

<sup>1</sup> Only in combination with option "bed converts single beds to double bed"

<sup>2</sup> The number of sleeping berths depends on optional bed and/or lounge conversions and the choice of options

## Packages

Safety Package		ca. 7 kg
Package components		
ATC trailer control		✓
DuoControl gas controller with crash sensor and EisEx		✓
Smoke detector		✓

Shower Package		ca. 7 kg
Package components		
Shower equipment with fitting and curtain		✓
City water connection		✓

# Packages

Styling Package  
white

ca. 42 kg

Package components	
Smooth sides white	✓
Front and high-level rear moulding incl. roof rails	✓
Alloy wheels	✓

Ambience package

ca. 16 kg

Package components	
Carpets looped	✓
Bedspread	✓
7-zone WATERGEL mattress	✓

✓ included    ● Standard specification    – not included

Styling Package  
silver

ca. 42 kg

Package components	
Smooth sides titansilver metallic	✓
Front and high-level rear moulding incl. roof rails	✓
Alloy wheels	✓

# Options

	Additional weight (kg)	Code	550 ER	560 FR	650 RET	730 FKR	760 DR	760 ER
<b>Chassis/Base</b>								
Big feet	1	6348	○	○	○	○	○	○
ATC trailer control	4	748	○	○	○	○	○	○
Weight upgrade to 1900kg (incl. alloy wheel 225/70R15C)	27	394	○	○	–	–	–	–
Weight upgrade to 2000kg (single axle incl. alloy wheel 225/70R15C)	27	138	○	○	–	–	–	–
Weight upgrade to 2500kg	18	496	–	–	○	○	○	○
Weight upgrade to 2800kg	30	7713	–	–	–	○	○	○
Alloy wheel set 195 R14 C LI 106, 1700kg and 1800kg	4	838	○	○	–	–	–	–
Alloy wheel 195/70R14 C LI 104, 2200kg to 2800kg	4	859	–	–	○	○	○	○
Alloy wheels 225/70 R15C LI 112, 1900kg and 2000kg	6	1093	○	○	–	–	–	–
Spare alloy wheel 195 R14 8PR LI 106, 1700kg and 1800kg	21,5	839	○	○	–	–	–	–
Spare alloy wheel set 195/70R14 C LI 104, 2200kg to 2800kg	17	861	–	–	○	○	○	○
Spare alloy wheel 225/70/R15C LI 112, 1900kg and 2000kg	22,5	1092	○	○	–	–	–	–
Spare steel wheel 195 R14 C LI 106, 1700kg and 1800kg	22,5	833	○	○	–	–	–	–
Spare steel wheel set 195/70R14 C LI 104, 2200kg to 2800kg	20	860	–	–	○	○	○	○
Break-down kit	1	620	○	○	○	○	○	○
<b>Bodywork exterior</b>								
Flush fitting windows (not possible for front and rear windows)	3	7561	○	○	○	○	○	○
Skyroof with two skylights (not in comb. with A/C)	28	7466	○	○	○	○	○	○
Front moulding with high attachment and roof rails	12	624	○	○	○	○	○	○
Styrofoam insulation (front, rear, sides)	0,5 kg/m <sup>2</sup>	179	○	○	○	○	○	○
Smooth sides white	1 kg/m <sup>2</sup>	443	○	○	○	○	○	○
Smooth sides titansilver metallic	1 kg/m <sup>2</sup>	659	○	○	○	○	○	○
Access locker door 749mm x 297mm (front right)	2	1076	–	–	○	–	–	–
Access locker door 1069mm x 299mm (rear right)	2	1086	○	○	–	○	⊙	○
Access locker door 1069mm x 299mm (rear left)	2	1085	–	○	–	○	–	–
Access locker doors 648mm x 348mm (front right)	2	1072	–	–	–	–	○	–
Access locker door 997mm x 419mm (rear left)	2,2	1081	–	–	○	–	–	–
Access locker door 997mm x 419mm (front left)	2,2	1079	○	⊙	–	⊙	–	○
Access locker door 648mm x 348mm (front left)	2	1071	–	–	–	–	○	–
<b>Bodywork interior</b>								
Smoke detector	0,5	8949	○	○	○	○	○	○
Fire extinguisher 2 kg	3,5	843	○	○	○	○	○	○
<b>Furniture layouts</b>								
3 bunk beds, not foldable, instead of seating lounge	u.r.	9775	–	–	–	○	–	–
Overhead locker doors with alternative design, illuminated	u.r.	864	○	○	○	○	○	○
Bed convert single beds to double bed	5	685	○	–	○	–	–	○
Bed frame with adjustable head section	1	871	○	–	○	–	–	○
<b>Bathroom</b>								
Alternative bathroom	4	604	–	○	–	○	–	–
<b>Kitchen</b>								
Extractor fan	3	785	○	○	○	○	○	○
Large fridge with oven (TecTower)	15	936	–	–	○	○	○	○
<b>Upholstery</b>								
7-zone WATERGEL mattress for double bed, made of heat-regulating material	4	8214	–	○	–	○	○	–
7-zone WATERGEL mattress for single bed left, made of heat-regulating material	2	8215	○	–	○	–	–	○
7-zone WATERGEL mattress for single bed right, made of heat-regulating material	2	8216	○	–	○	–	–	○
Carpets, looped	8-10	513	○	○	○	○	○	○
Bedspread	u.r.	6530	○	○	○	○	○	○
<b>Real leather</b>								
Real leather Fascino	10	8043	○	○	○	○	○	○
Real leather Castello	10	8137	○	○	○	○	○	○
<b>Gas installation</b>								
DuoControl gas controller with crash sensor and EisEx	2,5	784	○	○	○	○	○	○
Gas socket (exterior)	1	187	○	○	○	○	○	○

	Additional weight (kg)	Code	550 ER	560 FR	650 RET	730 FKR	760 DR	760 ER
<b>Water supply/Installation</b>								
Waste water tank inside	6	9456	–	○	○	○	○	○
Waste water pipes insulated and heated	5	520	○	○	○	○	○	○
Exterior shower	2	396	○	○	○	○	○	○
Fresh water tank 70l	2,5	592	○	○	○	○	○	○
City water connection	2	414	○	○	○	○	○	○
Warm water supply boiler 10l gas boiler (not for option 205)	25	124	○	○	○	○	○	○
Warm water supply with boiler 14l, electr.	20	551	○	○	○	○	○	○
Warm water supply with boiler (gas/electric)	25	8256	–	–	○	–	○	–
Shower equipment with fitting and curtain	5	1097	○	○	○	○	○	○
<b>Heating/Air-conditioning</b>								
Additional heating Ultraheat for 5004, electric 220 V	2	422	○	○	○	○	○	○
Fan 12V with automatic speed control S 5004	2	178	○	○	○	○	○	○
Warm air heating Combi 6 G/E	15	9427	○	○	○	○	○	○
Warm water heating	40	205	○	○	○	○	○	○
Heating operation by I-Net-Box	3	9960	○	○	○	○	○	○
Air-conditioning pre-wiring (not in comb. with Midi Heki)	u.r.	172	○	○	○	○	○	○
Roof A/C	35	8145	○	○	○	○	○	○
Connecting cable air-conditioning to heating (only in comb. with A/C)	u.r.	9115	○	○	○	○	○	○
Electrical floor heating	9	387	○	○	○	○	○	○
Warm water floor heating (only in comb. with option 205)	10	674	○	○	○	○	○	○
<b>Multimedia systems</b>								
TV bracket	2	678	○	○	○	○	○	○
TV 22" incl. DVD and receiver	3,5	1103	○	○	○	○	○	○
Audio exterior connection multi-function output, 12 V, 220 V, TV and SAT	1	611	○	○	○	○	○	○
Radio section	u.r.	873	○	○	○	○	○	○
CD tuner	2	992	○	○	○	○	○	○
<b>additional Packages</b>								
Winter Comfort Package (S5004)	31	5458	○	○	○	○	○	○
Winter Comfort Package SNOW	71	5459	○	○	○	○	○	○
Winter Comfort Package SNOW PLUS	72	5551	○	○	○	○	○	○
Winter Comfort Package Combi 6	29	9536	○	○	○	○	○	○
Electric autarkic equipment	38	492	○	○	○	○	○	○
Water and Electric Autarkic Package	67,5	5418	○	○	○	○	○	○
Mover Autarkic Package (single-axle)	78	5560	○	○	–	–	–	–
Mover Autarkic Package (tandem axle, 4WD)	100	5561	–	–	○	○	○	○
Sound Package	3,5	9449	○	○	○	○	○	○
Sound Package Plus	8	9450	○	○	○	○	○	○
TV Package	5,5	9451	○	○	○	○	○	○
TV Package Plus	20	9452	○	○	○	○	○	○
<b>Miscellaneous</b>								
Registration documents	0	0	◆	◆	◆	◆	◆	◆

# Exclusiv Plus Factors Interior



» Big fridge with 142 l volume and 15 l freezer (variances see technical information)



» AirPlus system for ventilation of overhead lockers



» High-quality pleated blinds for darkening and protecting the room



» Large bathroom with a lot of elbow room (depending on layout)



» Dimmable basic illumination of caravan to be operated from the entrance area




» Illuminated drawers with softclose function



» Kitchen expert with powerful 4-flame cooker




» Solid, height-adjustable table



» Handy shoe box, which can easily be accessed from outside



» Wide-opening softclose hinge



» Perfect sleeping with 7-zone cold foam mattress and climate regulating surface (option)



# Exclusiv

## Plus Factors Exterior



- » Come in: insulated Coupé entrance step with extra-wide door (70 cm)



- » Design rear moulding with framed integral lights



- » Illuminated LED Chrome strip under the awning rail



- » Steady and chic draw bar cover



- » Standard access locker door for easy access to the additional storage room



- » Robust maneuvering handles and decoration elements in chrome



- » Practical: mobile waste water tank in gas locker



- » Insertion aid for crank handle for comfortable use



- » Perfect protection from freezing: thanks to the onboard waste water tank (option)



- » Integrated rail in skirts



- » Rifflé metal floor and space-saving access door, to be opened upwards



- » Flush-fitting windows for perfect insulation (option)



# Winter Comfort Packages

## Winter Comfort Package (for s 3004)

Code 5456

Additional device Ultraheat (2000 W electric heating)  
for existing warm air heating S 3004

Electrical floor heating

XPS insulation: Front, rear, sidewalls, roof, floor

Waste water pipes insulated and heated

## Winter Comfort Package (for s 5004)

Code 5458

Additional device Ultraheat (2000 W Electro heating)  
for existing warm air heating S 5004

Electrical floor heating

XPS insulation: Front, rear, sidewalls, roof, floor

Waste water pipes insulated and heated

## Winter Comfort Package (for Combi 4)

Code 10481

Not available in comb. with Water and Electric Autarkic Package

Electrical floor heating

XPS insulation: Front, rear, sidewalls, roof, floor

Waste water pipes insulated and heated

## Winter Comfort Package Snow

Code 5459

Warm water heating

Electrical floor heating

XPS insulation: Front, rear, sidewalls, roof, floor

Waste water pipes insulated and heated

## Winter Comfort Package Plus

Code 5457

Warm air heating S 5004

Additional device Ultraheat (2000W electric heating)

Electrical floor heating

XPS insulation: Front, rear, sidewalls, roof, floor

Waste water pipes insulated and heated

## Winter Comfort Package Combi 4

Code 10479

Not available in comb. with Water and Electric Autarkic Package

Combi 4 heating (gas, electro)

Digital control panel for Combi heating

Electrical floor heating

XPS insulation: Front, rear, sidewalls, roof, floor

Waste water pipes insulated and heated

## Winter Comfort Package Combi 6

Code 9536

Not available in comb. with Water and Electric Autarkic Package

Combi 6 heating (gas, electro)

Digital control panel for Combi heating

Electrical floor heating

XPS insulation: Front, rear, sidewalls, roof, floor

Waste water pipes insulated and heated

## Winter Comfort Package Snow Plus

Code 5551

Warm water heating

Warm water floor heating

XPS insulation: Front, rear, sidewalls, roof, floor

Waste water pipes insulated and heated

# Autarkic Packages

## Autarkic Package c'joy/c'go

Code 7346

- Battery (95 Ah)
- Battery charging unit
- Central 12 V main switch
- Voltage display

## Water & Electric Autarkic Package

Code 5418

Warm water supply with gas boiler (10 l)

70 l fresh water tank

Autarkic net 12 V incl.:

- Battery (95 Ah)
- Battery charging unit with booster
- Display panel for battery and fresh water level indicator
- Electric loads: 12 V
- 12 V socket in TV area\*

## Mover-Autarkic Package Tandem axle caravans

Code 5561

Manoeuvring support Mover XT4 for tandem axle caravans

Autarkic net 12 V incl.:

- Battery (95 Ah)
- Battery charging unit with booster
- Display panel for battery and fresh water level indicator
- Electric loads: 12 V
- 12 V socket in TV area\*

## Combi 6 Autarkic Package

Code 11032

70 l fresh water tank

Heating Combi 6 (gas, electric)

Digital control for Combi heating

Autarkic net 12 V incl.:

- Battery (95 Ah)
- Battery charging unit with booster
- Display panel for battery and fresh water level indicator
- 12V socket in TV area\*

## Electrical Autarkic Package

Code 492

Autarkic net 12 V incl.:

- Battery (95 Ah)
- Battery charging unit with booster
- Display panel for battery and fresh water level indicator
- 12 V socket in TV area\*

## Mover-Autarkic Package single axle

Code 5560

Manoeuvring support Mover XT for single axle caravans

Autarkic net 12 V incl.:

- Battery (95 Ah)
- Battery charging unit with booster
- Display panel for battery and fresh water level indicator
- Electric loads: 12 V
- 12 V socket in TV area\*

## Combi 4 Autarkic Package

Code 11031

70 l fresh water tank

Heating Combi 4 (gas, electric)

Digital control for Combi heating

Autarkic net 12 V incl.:

- Battery (95 Ah)
- Battery charging unit with booster
- Display panel for battery and fresh water level indicator
- 12V socket in TV area\*

## Water & Electric Autarkic Package (when Combi heating)

Code 9943

70 l fresh water tank

Autarkic net 12 V incl.:

- Battery (95 Ah)
- Battery charging unit with booster
- Display panel for battery and fresh water level indicator
- 12V socket in TV area\*

\*Note: Main and reading lamp remain 12 V, socket remain 230V. When bunk beds: 12V lamp replaces the 230V Didi Dethleffs lamp/socket

# TV and Sound Packages

## Sound Package

Code 9449

- Radio with CD player
- Loud speakers
- Radio pre-wiring

## Sound Package Plus

Code 9450

- Radio with CD player
- Loud speakers Upgrade Plus
- Radio pre-wiring
- Amplifier 4-channel incl. Bluetooth port

## TV Package

Code 9451

- Flatscreen 22" incl. DVD and receiver
- Flatscreen pre-wiring

## TV Package Plus

Code 9452

- Flatscreen 22" incl. DVD and receiver
- Flatscreen pre-wiring
- SAT system (Voyager Single LNB)
- Amplifier 4-channel incl. Bluetooth port
- Loud speakers Upgrade Plus

You can find the exact allocation of the range and layout under Options and „additional packages“.

## General information

The "Mass in Running Order" according to the European Regulations VO (EU) 1230/2012 includes the empty vehicle weight, filled water tank capacity, 1 x 11 kg gas bottle (100 % filled) and a cable reel.

The term "Maximum Authorised Weight" must not be exceeded when optional extras and personal items are taken into account. The sizes and weights are approximate values. The mass in running order applies for a standard model without any optional extras.

The fitting of optional extras will increase the vehicle's weight and reduce the maximum user payload. Should you order your vehicle with optional equipment, please check, if a weight upgrade makes sense!

The information about design, technical information, weights or dimensions is the value which is known at printing date. This information may change till vehicle purchase and/or delivery. All weights are approximate values. Factory deviations (+/- 5 %) are possible and permitted. Subject to technical changes and error excepted.

This "Caravans 2020 Technical Information 1/2020" is valid from 19.08.2019. Dethleffs reserve the right to alter technical and material specifications and standard equipment at any time as material and conditions demand.

Prices for Dethleffs products may vary throughout Europe. This is because of different country-specific standard equipment and VAT and tax rates.