

1/2020

INT



Motorhomes 2020

Premium Class

Technical Information

Dethleffs
A friend of the family

Dethleffs Plus Factors – Explanation of symbols

In our Dethleffs motorhomes, there are a lot of smart ideas and a high level of specification that comes as standard. Here are the features which make Dethleffs motorhomes such a great investment with corresponding symbols to look out for in each range. More information can be found at: www.dethleffs.com/plus-factors

Family benefits



Stay cool! Extra-large fridges with minimum 141 litres, plus freezer compartment



Stay cool! Extra-large fridges with minimum 190 litres, plus freezer compartment



Family-friendly: at least 4 sleeping berths without additional makeup

Added comfort



Ergonomic: Comfortable captain seats with height/ inclination adjustment, integrated headrest and lateral support



Inviting: 70 cm XXL entrance door



Elegant kitchen centre with powerful burners and maxi drawers with central locking



“SleepWell”: Fixed beds with 7-zone mattresses and ergonomic wooden bed frames.



Put your feet up! Comfortable L-shaped lounge with free-standing table leg



Freedom of movement: Separate shower and the vanity unit can be connected to a big bathroom



Easy entrance: Thanks to lowered Coupé entrance step

Added equipment



Winter expert! Excellent winterisation thanks to the elaborate double floor construction



Winterproof: Heated double floor with frost-protected water installation and additional storage space



For a healthy indoor climate: Optimal rear ventilation of overhead lockers avoids condensation



King of storage: Particularly high rear garages thanks to Dethleffs drop chassis extension



More power: 95 Ah battery with AGM technology for higher performance, longer life and shorter charging time



More power: 150 Ah battery with AGM technology for higher performance, longer life and shorter charging time

Added safety



More safety: Electronic stabilizing program incl. important driving assistance systems (ASR, Hill Holder, HBA, Roll-Over Mitigation)



Safe on the road: Premium broad gauge low platform for secure and dynamic driving experience



Well protected: robust GRP roof for hail protection

Added longevity



Long-lasting: Rot-proof body construction without wood inserts and with GRP covered underfloor, roof and rear

Chassis specification

From the model year 2020 Dethleffs use three different chassis brands for their motorhomes: Fiat, Mercedes and Iveco. The following chassis specifications are installed as standard in every Dethleffs vehicle regardless of the model ranges. Another, range-related standard specifications you will find on the particular pages.



Fiat Chassis

Globetrotter XL

- Front wheel drive
- Steel wheels 16"
- Fix & Go kit
- ABS/EBD
- ESP (Electronic Stabilizing Program)
- ASR
- Hill Holder
- Hill Descent Control
- Interruption of fuel supply and retraction of steering column (in case of a collision)
- Anti-theft device and revolution counter
- Day-time running lights integrated into the headlights
- Electrical window lift (for A Class only in conj. with the optional cab door)
- Break-down kit
- Driver airbag
- Booster included for automatic transmission and/or 160/180 hp engines

Iveco Daily Chassis



Globetrotter XXL

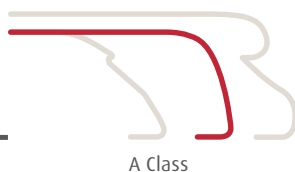
- Rear wheel drive with twin tires
- Steel wheels 16"
- Wheel trims
- Spare wheel located under the vehicle rear
- ABS/EBD
- ASR
- Hill Holder
- Hydraulic Brake Assist
- Differential lock for drive axle
- Disc brake
- Large 90 l fuel tank
- Anti-theft device and revolution counter
- Day-time running lights integrated in the headlights
- Fog lights with static cornering light
- Driver airbag
- Passenger airbag
- Automated cab air-conditioning
- Dash tray with 2 x USB and Aux-in
- Electrical window lift
- Electric. adjustable and heatable cab mirrors
- Hydraulic captain seats
- Seat heating (cab)
- Driver and passenger seats in luxury design, hydraulic with 3-step adjustment
- Alternator 220 Ah
- Break-down kit



Index

2	Dethleffs Plus Factors			
3	Chassis specification			
5	Content			
6 – 11	Globetrotter XL	-	A Class	-
12 – 17	Globetrotter XXL	-	-	Coachbuilt
18	General Information			

Globetrotter XL



A Class

Technical info*

Maximum authorised weight	5.000 kg
Length	872 cm
Width	233 cm
Height	304 cm
Chassis	Fiat AL-KO low platform 3 axis
Sleeping berths	4
Basic engine	2,3 MJET MAXI 103 (140) kW (BHP)

* Maximum value depends on layout and optional extras.

Globetrotter XL plus factors



- + Winter-proof: Heated double floor with freeze-protected water installations
- + Premium broad gauge low platform chassis
- + Ergonomic SKA captain seats (optional air-driven seats)
- + Large seating lounge with panoramic window
- + Double locked door (extra wide 70 cm) with window, electrical closing aid and flyscreen
- + Warm water heating with heat exchanger for engine pre-heating



Standard specification

Chassis (in addition to standard equipment, see p. 3)

- Low-vibration, electric and heated cab mirrors in bus style (two-piece)
- Driver and passenger airbags
- Multi-functional leather steering wheel and leather shift knob
- Cab air-conditioning (automatic)
- Cruise control
- Radiator grill offers additional protection
- Cup holder in cab dashboard

Conversion

- Floor thickness 43 mm, intermediate floor 20 mm, sidewall thickness 34 mm, roof thickness 35
- Automotive roof skirts optionally available with integrated awning
- Captain seats: integrated head rest, two upholstered arm rests, rotating, height-adjustable with inclination adjustment
- Double floor with through-loading facility; width, double floor height 300 mm
- Electric pull-down bed
- Rear moulding: 3rd brake light, LED rear lights, dynamic indicator which is part of the fully-insulated GRP rear
- Rear garage: two garage doors, drop chassis extension (250 kg loading capacity), heated, incl. fixing loops, LED illumination, 1x 230 V power outlet, GRP antislip floor cover, one-hand operation, non-woven covered walls
- Habitation door: 70 cm, flyscreen, awning light, window, electric closing aid
- Panoramic skylight 70x50 cm with flyscreen and blind over the pull-down bed
- Skylight 40 x 40cm above the lounge
- Stable, double glazed flush fitting windows with integrated blinds and flyscreens
- Cab blinds for best insulation and privacy protection
- Windscreen blind (horizontally adjustable)

On-board technology / Installations

- Gas bottle locker for 2 x 11kg bottles
- Starter battery and leisure battery with automatic switch-over (also for fridge)

- EBL with overvoltage protection
- LED illumination for the interior
- Illuminated roof lining above the habitation door
- Fresh water/ waste water tank installed in double floor (insulated area)
- Warm water heating with automatic drain valve, shut-off valve for the sleeping area and engine heat exchange

Kitchen

- Gourmet kitchen: 3-flame cooker, spacious drawers with softclose function, cutting board, apothecary pull-out, waste bin and central locking
- Kitchen overhead locker with illuminated roof lining
- Large fridge with freezer compartment and auto energy selection (AES)
- Extractor fan (exhaust air)
- MultiFlex rail system

Bathroom

- All of our bathrooms are equipped with cabinets, storage compartments, large mirrors, tooth mug and toilet paper holder
- Shower grid

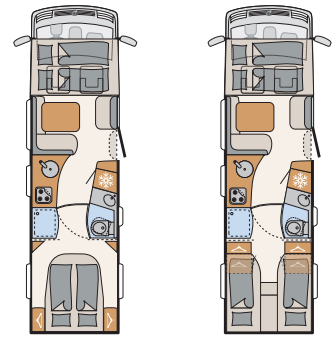
Living area

- AirPlus ventilation system - for an optimised ventilation of the interior
- Overhead lockers in the rear area (only for I 7850-2 EB)
- Wardrobes floor-to-ceiling left and right in front of the single beds with adjustable or removable shelves (only for I 7850-2 EB)
- Wardrobe N/S and O/S next to the king bed
- Fixed beds with wooden frame and 7-zone mattresses made of climate-regulating material
- Single beds can be converted to a large double bed
- No steps in living room
- Seat chest enlargement, fold-away with storage space
- Large mirror

Interior

- Wood décor Almeria Ash White with soft furnishings Platinum or Bozen

Globetrotter XL A Class



Extended standard equipment GLOBETROTTER XL Premium

- Alloy wheels 16" anthracite polished
- Front lights alternative (LED low beam)
- Air-driven seat SKA
- Exterior in Premium White
- Heki III in bedroom area
- Central locking by Fiat, original key for cab door, habitation door and rear garage doors
- Sun blinds for side windows
- Dashboard with aluminium applications
- Rear corner steadies (2 pieces)
- Cab door left
- Heki III in the living room
- Electrical roller shutters
- Cab carpets
- Carpet looped
- Indirect lighting (kitchen, step bathroom, night lights, shower)
- Duo Control gas switch change-over device
- Roof air conditioning
- Radio pre-wiring with Sound Package
- Detheffs Naviceiver incl. DAB+, truck navigation and board control linking
- Reversing cam

The additional weight of the extended standard equipment of ca. 180 kg must be added to the mass in running order with the Globetrotter XL Premium.

GLOBETROTTER XL		I 7850-2 DBM	I 7850-2 EB
Chassis type		Fiat AL-KO low platform 3 axis	Fiat AL-KO low platform 3 axis
Length	cm	872	872
Width	cm	233	233
Height	cm	304	304
Internal height	cm	208	208
Towing weight braked/unbraked	kg	1800 ¹ / 750	1800 ¹ / 750
Tyres		225/75R 16C	225/75R 16C
Wheel base	cm	445/80	445/80
Beds pull-down/ overcab	cm	200x150	200x150
	Bed mid	cm	-
	Bed rear	cm	200x150
	Alternative	cm	-
			210x200/145
Sleeping berths		4	4
Basic engine		2,3 MJET MAXI	2,3 MJET MAXI
kW (BHP)		103 (140)	103 (140)
Weight net	kg	3840	3840
Mass in running order (MIRO)	kg	4030	4030
Payload	kg	970	970
Maximum authorised weight	kg	5000	5000
Designated passenger seats (standard weight)		4	4
Designated passenger seats (max. weight upgrade)		4	4
Heating		ALDE WW	ALDE WW
Fridge/ thereof freezer compartment	l	141 / 23	141 / 23
Water tank incl. boiler (red. volume)	l	166 (20)	166 (20)
Waste water tank volume	l	156	156
Awning size	m	6,0	6,0
Garage sizes O/S standard/ option	cm	105x120 / 105x85	105x120 / -
Garage sizes N/S standard/ option	cm	105x120 / 105x85	105x120 / -
Battery/ charging device	Ah/A	95 / 18	95 / 18
Power outlets	230V/12V/USB	9 / 2 / 2	9 / 2 / 2

¹ Considering the total towing weight of 6t

Packages

Travel Package XLi	ca. 108 kg
Package components	A Class
Cab door N/S	✓
Panoramic skylight 75x105 cm in living room	✓
Loose fitting carpets	✓
Ambience illumination	✓
Automatic gas bottle switch-over incl. crash sensor and EisEx (weight incl. optional 11 kg aluminium gas bottle)	✓
Roof A/C	✓
Radio pre-wiring with Sound Package	✓
Dethleffs Naviceiver incl. DAB+, truck navigation and bord control panel linking	✓
Reversing cam (only in comb. with option 9582 "Dethleffs Naviceiver"	✓
Rear corner steadies (2 pieces)	✓

Electric Package I	ca. 64 kg
Package components	A Class
2x 95 Ah battery, Victron Energy MultiPlus charging/ inverter combination 1600/70, Victron Power Assist and PowerControl, Victron operation panel over entrance door, EBL 111, HighCurrent electric unit	✓

Electric Package II	ca. 114 kg
Package components	A Class
2x 150 Ah battery, Victron Energy MultiPlus charging/ inverter combination 3000/120, Victron Power Assist and PowerControl, Victron operation panel over entrance door, EBL 111, HighCurrent electric unit	✓

✓ included ● Standard specification – not included

Dethleffs world of colours

For the GLOBETROTTER XL range you can choose from the following colour combinations (some at extra charge).

A Class

Chassis colour		Conversion colour		
		White	Titansilver Metallic	Travertin Metallic
Globetrotter XL White	Code	standard	option	option
Globetrotter Premium XL White	Code	standard	option	option

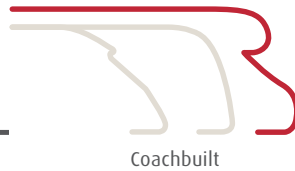
Please note that the roof as well as all skirts and other mounted parts will remain white. Conversion design partly with varnished graphics.



Options

	Additional weight (kg)	Code	I 7850-2 DBM	I 7850-2 EB
Chassis/Base				
Fiat Ducato Multijet 160 (2,3l / 160 hp) incl. start-stop function	0	0	○	○
Fiat Ducato Multijet 180 (2,3 l / 180 hp) incl. start-stop function	0	0	○	○
Alloy wheels Dethleffs 16" for 3-axle	0	8045	○	○
9-gear converter automatic transmission (possible as from 140 hp engine; for 140 hp engine addit. costs for start-stop function)	u.r.	10736	○	○
Tow bar (please consider the total towing weight)	35	273	○	○
Hydraulic steadies with automated leveling system	u.r.	9663	○	○
Air suspension rear axle	35	1658	○	○
Air suspension front and rear axle	85	1796	○	○
Bodywork exterior				
Skylight (above large bathroom)	1	7507	○	○
Cassette awning Omnistor 6.0 m (electr.)	64	519	○	○
Alarm system for doors with central locking	4	322	○	○
Bodywork interior				
Safe mounted	13	323	○	○
Fire extinguisher 2 kg	4	1878	○	○
Smoke detector	1	1891	○	○
Furniture layouts				
Overhead lockers in cab	0	679	○	○
Alternative overhead locker doors	0	1969	○	○
Upholstery				
Real leather Meran	12	9543	○	○
Electrics/Installation				
2nd leisure battery 95 Ah	27	830	○	○
Solar system (2 x 60 W)	15	922	○	○
Gas/Installation				
Exterior socket for gas 30mbar	1	878	○	○
Water supply/Installation				
Installed exterior shower (cold/hot water)	1	1574	○	○
Heating/Air-conditioning				
Cab warm water heating (only in comb. with warm water heating - cab carpets not possible)	10	6709	○	○
Warm water heating by smartphone app	0	7512	○	○
Kitchen				
Large fridge (190 l) with oven	20	290	○	○
Bathroom				
Ceramic toilet	25	7243	○	○
Toilet ventilation	2	1681	○	○
Macerator toilet with waste-holding tank	22	1625	○	○
Multimedia systems				
Flatscreen TV 22" (incl. bracket, DVB-T, DVB-S receiver, DVD)	4	1799	○	○
Additional flatscreen TV 22"	4	7490	○	○
Sound Package Plus	8	8082	○	○
SAT system Flatsat 85 Twin	15	1637	○	○
Top View 360° camera (only in comb. with option 9582 Dethleffs Naviceiver)	6	7173	○	○
Miscellaneous				
Registration documents	0	0	◆	◆

Globetrotter XXL



Technical info*

Maximum authorised weight	6.700 – 7.200 kg
Length	886 cm
Width	235 cm
Height	345 cm
Chassis	Iveco Daily ladderframe
Sleeping berths	6
Basic engine	3,0 JTD
	132 (180) kW (BHP)

* Maximum value depends on layout and optional extras.

Globetrotter XXL plus factors



- + Modern 3,0 l Euro VI D engine (132 kW/ 180 bhp)
- + IVECO chassis with rear wheel drive, twin tyres, different driving assistance systems, upgraded cockpit and heated cab seats
- + Heated double floor with 360 mm of height for freeze-protected installations of hoses, pipes and water tanks. The radiant heat is used as floor heating.
- + Warm water heating with heat exchanger for engine pre-heating
- + Long-lasting Lifetime Plus conversion technology with 45 mm thick body construction
- + Master of autarky with powerful 150 Ah battery and 230 l water tank



Option



Standard specification

Conversion

- Floor thickness 43 mm, intermediate floor 20 mm, sidewalls 44 mm, roof 45 mm
- Captain seats: headrest, two upholstered arm rests, height-inclination adjustment, hydraulic
- Double floor storage, to be loaded almost through the complete vehicle width, double floor height: 360 mm
- Overcab bed fold-away
- Rear moulding: 3rd brake light, LED rear lights, dynamic indicator, high-level moulding
- Rear garage: two garage doors, drop chassis extension (250 kg loading capacity), heated, incl. fixing loops, LED illumination, 1x 230 V power outlet, GRP antislip floor cover, one-hand operation, non-woven covered walls
- Habitation door: 70 cm, flyscreen, awning light, window, electric closing aid
- Skylight 40 x 40cm above the lounge
- Alcove window on both sides
- Stable, double glazed flush fitting windows with integrated blinds and flyscreens (Privacy Black)

On-board technology / Installations

- Gas bottle locker with easy pull-out function for quick change of the gas bottles (2 x 11 kg)
- Starter battery and leisure battery with automatic switch-over (also for fridge)
- EBL with overvoltage protection
- LED illumination for the interior
- Illuminated roof lining above the habitation door
- Fresh water/ waste water tank installed in double floor (insulated area)
- Warm water heating with automatic drain valve, shut-off valve for the sleeping area and engine heat exchange

Kitchen

- Gourmet kitchen: 3-flame cooker, spacious drawers with softclose function, cutting board, apothecary pull-out, waste bin and central locking
- Kitchen overhead locker with illuminated roof lining

- Large fridge with freezer compartment and auto energy selection (AES)
- Extractor fan (exhaust air)
- MultiFlex rail system

Bathroom

- All of our bathrooms are equipped with cabinets, storage compartments, large mirrors, tooth mug and toilet paper holder
- Shower grid

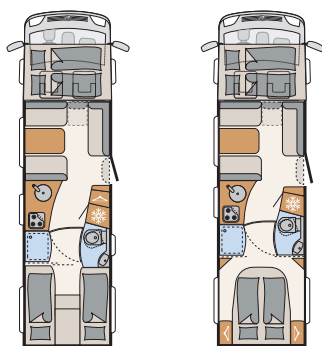
Living area

- AirPlus ventilation system - for an optimised ventilation of the interior
- Overhead lockers in the rear area (only for A 9000-2 EB)
- Wardrobe N/S and O/S next to the king bed
- Fixed beds with wooden frame and 7-zone mattresses made of climate-regulating material
- Single beds can be converted to a large double bed
- No steps in living room
- Seat chest enlargement, fold-away with storage space
- Large mirror (only for A 9050-2 DBM)

Interior

- Wood décor Almeria Ash White with soft furnishings Platinum or Bozen

Globetrotter XXL Coachbuilt



GLOBETROTTER XXL		A 9000-2 EB	A 9050-2 DBM
Chassis type		Iveco Daily ladderframe	Iveco Daily ladderframe
Diesel tank/AdBlue tank	l	90 / 20	90 / 20
Emission class		Euro VI D	Euro VI D
Length	cm	886	886
Width	cm	235	235
Height	cm	345	345
Internal height	cm	211	211
Towing weight braked/unbraked	kg	3500 ¹ / 750	3500 ¹ / 750
Tyres		225/75R 16C	225/75R 16C
Wheel base	cm	475	475
Beds pull-down/ overcab	cm	215x150	215x150
	Bed mid	cm 210/130x195/130	210/130x195/130
	Bed rear	cm 200x80 / 195x80	200x150
	Alternative	cm 210x200/160	-
Sleeping berths		6	6
Basic engine		3,0 JTD	3,0 JTD
kW (BHP)		132 (180)	132 (180)
Weight net	kg	4620	4620
Mass in running order (MIRO)	kg	4990	4990
Payload	kg	1710	1710
Maximum authorised weight	kg	6700	6700
Designated passenger seats (standard weight)		4 (6) ²	4 (6) ²
Designated passenger seats (max. weight upgrade)		6 ²	6 ²
Heating		ALDE WW	ALDE WW
Fridge/ thereof freezer compartment	l	141 / 23	141 / 23
Water tank incl. boiler (red. volume)	l	230 (20)	230 (20)
Waste water tank volume	l	222	222
Awning size	m	6,0	6,0
Garage sizes O/S standard/ option	cm	105x120 / -	105x120 / -
Garage sizes N/S standard/ option	cm	105x120 / -	105x120 / -
Battery/ charging device	Ah/A	150 / 18	150 / 18
Power outlets	230V/12V/USB	7 / 2 / 3	7 / 2 / 3

¹ Considering the total towing weight of 10.2t

² Only in combination with option Safety Package II

Packages

Iveco Chassis Package ca. 11 kg	
Package components	Coachbuilt
Wheel trims in chrome	✓
Multifunctional leather steering wheel	✓
Dethleffs Naviceiver incl. DAB+, truck navigation and bord control panel linking	✓
Radio pre-wiring with Sound Package	✓

Travel Package XXL ca. 83 kg	
Package components	Coachbuilt
Panoramic skylight 75x105 cm incl. illuminated roof lining in living area	✓
Central locking (cab, habitation door, rear garages)	✓
Loose fitting carpets	✓
Ambience illumination	✓
Indirect illumination behind the curtains	✓
Corner steadies (Iveco)	✓
Reversing cam (double cam) (only in comb. with the option 9582 Dethleffs Naviceiver)	✓
Roof A/C	✓

Electric Package II ca. 114 kg	
Package components	Coachbuilt
2x 150 Ah battery, Victron Energy MultiPlus charging/ inverter combination 3000/120, Victron Power Assist and PowerControl, Victron operation panel over entrance door, EBL 111, HighCurrent electric unit	✓

Iveco Assistance Package	
Package components	Coachbuilt
Electric handbrake	✓
Crosswind Assist	✓
Hill Descent Control	✓
Active Lane Keep Assist	✓
Light Assist	✓
High Beam Assist	✓
Aktive Brake Assist with City Emergency Brake Function	✓
Rain sensor	✓
Tire pressure sensors	✓
Adaptive cruise control	✓

✓ included ● Standard specification – not included

Dethleffs world of colours

For the GLOBETROTTER XXL range you can choose from the following colour combinations (some at extra charge).

Coachbuilt

Chassis colour		Conversion colour	
		White	Titansilver Metallic
White	Code	standard	–
Silver	Code	–	option

Please note that the roof as well as all skirts and other mounted parts will remain white. Conversion design partly with varnished graphics.

Options

	Additional weight (kg)	Code	A 9000-2 EB	A 9050-2 DBM
Chassis/Base				
Iveco Daily 3,0 I JTD (210 hp) (only in comb. with converter for automatic transmission)	0	7560	○	○
Weight upgrade 7.200kg	0	1636	○	○
Converter automated gearbox (ZF)	17	7706	○	○
Retarder (also available in comb. with converter; tank reduced to 70l)	125	1400	○	○
LED headlights (Iveco)	2	10626	○	○
Tow bar	35	273	○	○
Air suspension for driving axle (original Iveco)	30	41	○	○
Safety Package II: 3-point seatbelt for seat opposite driving direction	15	561	○	○
Bodywork exterior				
Roof ladder + cross elements for railing	16	1754	○	○
Panoramic skylight 75x105 cm incl.illuminated roof lining in sleeping area	12	442	○	○
Skylight (above large bathroom)	1	7507	○	○
Cassette awning Omnistor 6.0 m (manual)	61	560	○	○
Cassette awning Omnistor 6.0 m (electr.)	64	519	○	○
Storage access in the rear	17	1732	○	○
Alarm system for doors with central locking	4	322	○	○
Bodywork interior				
Double floor for rear garage	5	1890	○	○
Safe mounted	13	323	○	○
Fire extinguisher 2 kg	4	1878	○	○
Smoke detector	1	1891	○	○
Furniture layouts				
U-shaped lounge	5	1870	○	○
Isofix - child seat bracket	5	8125	○	○
Alternative overhead locker doors	0	1969	○	○
Upholstery				
Real leather Meran	12	9543	○	○
Electrics/Installation				
2nd leisure battery 150 Ah	27	830	○	○
Solar system (2 x 60 W)	15	922	○	○
Indirect illumination behind the curtains	3	9119	○	○
Gas/Installation				
Exterior socket for gas 30mbar	1	878	○	○
Automatic gas bottle switch-over incl. crash sensor and EisEx (weight incl. optional 11 kg aluminium gas bottle)	13	1577	○	○
Water supply/Installation				
Installed exterior shower (cold/hot water)	1	1574	○	○
Heating/Air-conditioning				
Warm water heating by smartphone app	0	7512	○	○
Electrically heated overcab bed	3	1740	○	○
Kitchen				
Large fridge (190 l) with oven	20	290	○	○
Pre-wiring compressor fridge (no standard fridge installation)	u.r.	9598	○	○
Bathroom				
Ceramic toilet	25	7243	○	○
Toilet ventilation	2	1681	○	○
Macerator toilet with waste-holding tank	22	1625	○	○
Multimedia systems				
Add. flatscreen 22" (incl. DVB-T 2 HD/T, DVB-S2 Receiver, DVD, HDMI, wide angle) incl. Sound Package	5	7490	○	○
32" flatscreen TV with Sound Package Plus	15	9127	○	○
SAT system Flatsat 85 Twin	15	1637	○	○
Reversing cam (single cam) (only in comb. with the option 9582 Dethleffs Naviceiver)	2	1642	○	○

	Additional weight (kg)	Code	A 9000-2 EB	A 9050-2 DBM
Multimedia systems				
Top View 360° camera (only in comb. with option 9582 Dethleffs Naviceiver)	6	7173	○	○
Miscellaneous				
Registration documents	0	0	◆	◆

General Information

The "Mass in Running Order" according to the European Regulations VO (EU) 1230/2012 includes the empty vehicle weight, the driver's weight calculated at 75 kg, a 90 % fuel capacity, filled water tank capacity (partly reduced capacity, see technical data), 1 x 11 kg gas bottle (100 % filled) and a cable reel.

The term "Maximum Authorised Weight" must not be exceeded when optional extras and personal items are taken into account. The sizes and weights are approximate values. The mass in running order applies for a standard model without any optional extras.

The fitting of optional extras will increase the vehicle's weight and reduce the maximum user payload. When ordering your vehicle with options, please check if it makes sense to get a weight upgrade.

The towing weights stated in this Technical Information are technically determined maximum values based on the chassis. The real towing capacity can vary greatly due to the equipment installed retrospectively or ex works as well as the individual loading situation. The decisive factor is the effective weight of the towing vehicle and trailer determined during weighing. It is necessary that this total towing weight is adhered to and that the maximum authorised weight of the towing vehicle and trailer is adhered to.

The information about design, technical information, weights or dimensions is the value which is known at printing date. This information may change till vehicle purchases and/or delivery. All weights are approximate values. Factory deviations (+/- 5%) are possible and permitted. Subject to technical changes and error excepted.

The Motorhome Technical Information 01/2020 for the Premium class is valid from 15.08.2019. Dethleffs reserve the right to alter technical and material specifications and standard equipment at any time as material and conditions demand.

Please note: The price of Dethleffs products in various European countries will differ. This is due to differing levels of specification in the individual countries and varying rates of VAT or luxury tax.